

Doctoral Programs in Communication: Updated Report for 2008-2009 Graduates

A Supplemental Report *Annual Surveys of Journalism & Mass Communication*

Lee B. Becker • Tudor Vlad • Paris Desnoes • Whitney Kazragis • Chelsea Toledo

James M. Cox Jr. Center for International Mass Communication Training and Research
Grady College of Journalism & Mass Communication
University of Georgia
Athens, GA 30602
Tel. 706 542-5023
www.grady.uga.edu/annualsurveys/

2010 Project Sponsors:

American Society of Newspaper Editors
Association for Education in Journalism & Mass Communication*
Association of Schools of Journalism & Mass Communication
Gannett
Hearst Corporation
McCormick Foundation*
National Association of Broadcasters
Newspaper Association of America
Sigma Delta Chi Foundation of the Society of Professional Journalists
Scripps Howard Foundation
Specialized Information Publishers Foundation
School of Journalism and Mass Communication, University of Minnesota
Grady College of Journalism & Mass Communication, University of Georgia

*Sustaining Sponsor



August 10, 2011

Executive Summary

- The broad field of communication has 123 doctoral programs dispersed around the country.
- The programs, based on their own classification, focus overwhelmingly on Communication Studies, broadly defined, including Speech Communication and Rhetoric.
- Those programs granted 636 degrees in academic year 2008-2009, the last year for which such data are available.
- Most of those degrees, reflecting the programs that offer them, center on the research skills and knowledge of communication, including speech and rhetoric. Only small numbers of graduates have more applied interests in journalism, telecommunications or communication technologies.
- Women dominate the field, earning nearly six in 10 of the doctoral degrees conferred in communications. This figure has not changed in recent years.
- Students from outside the U.S. make up a quarter of the degree recipients. That figure has been largely stable over the last decade.
- Among domestic graduates, members of racial and ethnic minorities are few. In 2008-2009, only 9.4% of the domestic graduates were African-American, and only 2.0% were Hispanic. Both figures were lower than a year earlier.
- Journalism and mass communication faculties are not going to become more diverse any time soon if they rely on the labor pool created by the nation's doctoral programs in communications.

Methodology

The *Annual Survey of Journalism & Mass Communication Enrollments* provides data on enrollments and number of degrees granted by doctoral programs that are specifically linked to undergraduate journalism and mass communication education. These programs are not the only doctoral programs in the broad field of communication. As a result, the *Annual Survey of Journalism & Mass Communication Enrollments* under-reports doctoral enrollments and degrees granted to those who become faculty members in the field of journalism and mass communication.

To address this problem, a separate survey of doctoral programs in the field of communication was conducted in 2001-2002 under the auspices of the *Annual Surveys of Journalism & Mass Communication* to learn about enrollments in all doctoral programs in communication. The specific goal of the project was to determine the racial and ethnic characteristics and gender of the students enrolled in doctoral programs and who had completed their studies in communication doctoral programs during the academic year. Graduates of communication doctoral programs make up a significant component of the labor pool—or pipeline—for journalism and mass communication faculties around the country. Faculties are likely to become more diverse only if the labor pool is diverse.

Each year since that 2001-2002 survey, data on students enrolled in doctoral programs in the broad field of communication have been gathered to supplement data gathered as part of the *Annual Survey of Journalism & Mass Communication Enrollments* and track trends in these enrollments. This report covers degrees granted in academic year 2008-2009, the most recent year for which data are available.

Background

Defining the population of doctoral programs in the field of communication is problematic, as no comprehensive list exists. New programs are announced almost each year. Many of the programs are small. The authorization for some of them is shared by more than one unit on campus.

Each year, the population of schools is identified through three sources: (1) the *Annual Survey of Journalism & Mass Communication Enrollments*; (2) the National Communication Association's (NCA) Index of Doctoral Programs in Communication; and (3) the Integrated Postsecondary Education Data System (IPEDS). IPEDS is the core postsecondary education data collection program of the National Center for Education Statistics (NCES). It is a system of surveys designed to gather data from all primary providers of postsecondary education, including universities and colleges, as well as from institutions offering technical and vocational education beyond the high school level.

Reporting of data for the IPEDS surveys is mandatory for all institutions that receive, are applicants for, or expect to be applicants for federal financial assistance as defined in the Department of Education regulations implementing Title VI of the Civil Rights Act of 1964, or defined in any Education Department regulation implementing Title IX of the Education Amendments of 1972. Because all universities in the United States receiving federal funds are required to file data as part of the IPEDS project, use of the IPEDS reports should be comprehensive across time. In any given year, however, a doctoral program may grant no degrees and thus not be included in the IPEDS count.

Until 2010, IPEDS data had been released in the spring of the year for the previous academic year. In 2010, release was delayed until the autumn. IPEDS data on academic year 2008-2009 were downloaded from the NCES web site in the autumn of 2010 and again in the summer of 2011 via the *Custom Data Download Tool*, a search and filtering mechanism that enables the website user to customize and download the desired data. The summer download was to guarantee data were as complete as available at the time of the writing of this report. The data were filtered by degree award level (doctoral, master's, and bachelor's), by major number, which classifies up to two (dual) majors, and by program classifications (CIP codes).

The broadly defined communication field includes 34 CIP codes, shown in **Appendix 1**. Starting in 2004, communication was defined using all the subfields of CIP general code 09, "Communications," 10, "Communications Technologies," and the subfield of 23, "English Language and Literature/Letters," called "Speech and Rhetorical Studies" (23.1001). The broad classification categories used in 2004 were

largely unchanged from the 1990 CIP Code, although many of the individual CIP codes within the category did change. The 1990 CIP Codes included only 14 CIP classifications defining the communications field.

Included in the IPEDS data file are the gender and the race/ethnicity of the recipients of the degrees granted. Although the race/ethnicity classifications have remained stable over the last several years, the 2007-2008 reporting system introduced new racial and ethnic classifications. “Black non-Hispanic,” for example, was changed to “Black or African American, ” and universities could classify students as “Two or More Races.” The *Dataset Cutting Tool* also provided the data using the old classifications. No communication doctoral programs reported students of more than one race in 2007-2008 or 2008-2009.

Findings

In 2008-2009, the IPEDS data contained 114 different entries for doctoral programs (**Table 1**) in communication, based on the CIP 9, 10 and 23.1001 codes. These filings are for those who received their degrees in the July 1, 2007, to June 30, 2008, period. As the table shows, the most common classification was “Communication Studies/Speech Communication and Rhetoric,” accounting for 43 of the programs. The categories “Speech and Rhetorical Studies” and “Mass Communication/Media Studies, ” were used by 20 and 19 programs respectively. Eight programs used “Communication and Media Studies, Other,” seven used “Communication, Journalism, and Related Programs, Other,” and five used “Journalism.” Three programs used “Digital Communication and Media/Multimedia” and “Radio and Television.” Other classification schemes used by one program each were “Organizational Communication, General,” “Advertising,” “Health Communication,” and “Communication Technology/Technician, and “Radio and Television Broadcasting Technology/Technician.”

The 114 IPEDS filings in 2008-2009 do not represent 114 unique universities or even 114 distinct programs. Ohio University used five different CIP codes in 2008-2009. That represents two different doctoral tracts. The University of Texas used four different CIP codes, reflecting four different tracts degree programs at that university. The University of Wisconsin–Madison, with three different doctoral

programs in terms of administration, uses two different CIP codes. The number codes used in 2008-2009 were one less than the number used by doctoral programs in the field in 2007-2008.

In 2008-2009, according to the IPEDS data filings, 636 doctoral degrees were granted in the broad field of communication (**Table 2**). A year earlier, this figure had been 590, representing an increase of 7.8 %. Of those degrees granted, 44.2% were in the Communication Studies/Speech Communication and Rhetoric category, down from 50.5% a year earlier. Mass Communication/Media Studies accounted for 21.5% of the doctoral degrees granted in 2008-2009, up from 13.8% a year earlier. Most of the other categories in the table are largely unchanged from a year earlier.

In **Table 3**, the 114 doctoral listings in the IPEDS data for 2008-2009 are merged with the IPEDS listings for the previous years. Also included in the table are units reporting doctoral programs in the *Annual Survey of Journalism & Mass Communication Enrollments*, programs identified from the NCA list, and programs included in the 2001 Doctoral Survey. Lack of data for some of these programs can be due to the absence of graduates for the academic years mentioned. Universities are supposed to report 0 graduates in this case, but it is possible that some did not follow this procedure.

The only new listing is for Brown University, which filed one degree under the Mass Communication/Media Studies category. No formal program is listed on the website for Brown, and no program is included in the NCA listing. The NCA listing (which is for the spring of 2011) includes programs at American University, George Mason University and University of Wisconsin–Milwaukee that are not included in the IPEDS listing. The NCA listing also includes a new program at New York University that is reflected in the IPEDS data. The best estimate from these sources is that the field of communication had 123 doctoral programs in 2008-2009. These programs are listed in **Appendix 2**, which is the most comprehensive listing of doctoral programs, for the field. Brown has not been included.

Table 4 summarizes data on race/ethnicity and gender for the communication doctoral programs for academic years 2000-2001 through 2008-2009. The table shows estimates for 2000-2001 based both on the survey of doctoral programs (supplemented with IPEDS estimates if necessary) and based only on IPEDS reports.

In 2008-2009, women received 58.0 percent of the doctoral degrees granted in the field of communication. That figure is basically unchanged going back to 2001-2002. Given the growth in the field, the communication programs granted doctoral degrees to 28 more women in 2008-2009 than a year before, and 18 more men than a year earlier. The figure is the same if domestic students alone are considered.

Students who were classified as members of domestic racial or ethnic minority groups made up only 12.9% of the 2008-2009 doctoral degree recipients, down from 15.6% a year earlier but at levels of going back to 2001. In real numbers, that means that 10 fewer doctoral degrees were granted to domestic minorities in 2008-2009 than during the previous year.

Nonresident students made up 26.1% of the doctoral degree recipients in 2008-2009, a figure up by 2 percentage points from a year earlier but roughly comparable to the percentage back through 2001. If only domestic students are considered, only 24.0% are classified as members of racial or ethnic minorities. That is a generous figure that also includes those for whom race and ethnicity are unknown

Only 44 African-Americans were awarded a doctorate in the field of communication in 2008-2009, down from 51 a year earlier. Only 13 Hispanic students received a doctorate in 2008-2009 in communication, down from 21 a year earlier.

Closing Comments

The best estimate is that 123 doctoral programs in the broad field of communication are offering degrees at present. This number now seems relatively stable. Given the current financial constraints on universities in the U.S. it seems unlikely that the number of doctoral programs is going to increase dramatically in the near future.

The number of students completing doctoral degrees in communication has increased each year since 2000-2001, with the exception of 2006-2007, when the figure was static. Since 2000, the number of degrees granted has grown by 31.7% from 483 to 636

Women continue to dominate the field, with nearly six in 10 of graduates being female. The figure has been nearly the same back to 2001-2002.

Nonresidents make up a quarter of the graduates, as has been true since the 2003-2004 academic year. Among domestic students, minority students make up about a quarter. African-American graduates and Hispanic graduates are grossly under-represented.

The 2007-2008 graduates had been more diverse than those from earlier years. An optimistic view was that the field was changing. The 2008-2009 data suggest that the 2007-2008 graduates were a fluke, and the field has not made progress in terms of diversification.

The simple fact is that the faculties of journalism and mass communication programs, if they draw from the pool of students coming out of the doctoral programs in the broad field of communications, are not going to become more diverse anytime soon.

Table 1: Doctoral Programs Reporting to IPEDS for 2008-2009.

CIP CODE	CIP Names	Institution Name	State	Degrees Granted
9.0101	Communication Studies/Speech Communication and Rhetoric	Arizona State University	AZ	15
		University of Arizona	AZ	5
		University of California-San Diego	CA	3
		University of California-Santa Barbara	CA	2
		University of Southern California	CA	11
		University of Colorado at Boulder	CO	7
		University of Denver	CO	6
		Howard University	DC	0
		University of Miami	FL	2
		Georgia State University	GA	1
		University of Illinois at Urbana-Champaign	IL	7
		Northwestern University	IL	2
		Indiana University-Bloomington	IN	11
		Purdue University-Main Campus	IN	19
		University of Iowa	IA	10
		University of Kentucky	KY	3
		University of Maryland-College Park	MD	7
		University of Massachusetts Amherst	MA	3
		Michigan State University	MI	5
		University of Michigan	MI	0
		Wayne State University	MI	2
		University of Southern Mississippi	MS	8
		University of Missouri-Columbia	MO	12
		University of Nebraska-Lincoln	NB	4
		Columbia University in the City of New York	NY	4
		Cornell University	NY	2
		New York University	NY	0
		Rensselaer Polytechnic Institute	NY	5
		University at Buffalo	NY	4
		University of North Carolina at Chapel Hill	NC	5
		University of North Dakota	ND	4
		North Dakota State University-Main Campus	ND	5
		Bowling Green State University-Main Campus	OH	13
		Kent State University Kent Campus	OH	2
		Ohio State University-Main Campus	OH	14
		Ohio University-Main Campus	OH	4
		University of Oklahoma Norman Campus	OK	5
		Pennsylvania State University-Main Campus	PA	13
		University of Pennsylvania	PA	13
		University of Utah	UT	14
		Regent University	VA	13
University of Washington-Seattle Campus	WA	7		
University of Wisconsin-Madison	WI	9		
Sum	43	281		

Table 1: Doctoral Programs Reporting to IPEDS for 2008-2009.

CIP CODE	CIP Names	Institution Name	State	Degrees Granted
9.0102	Mass Communication/Media Studies	The University of Alabama	AL	12
		University of Florida	FL	14
		University of Georgia	GA	9
		Southern Illinois University Carbondale	IL	3
		Indiana University-Bloomington	IN	9
		Michigan State University	MI	8
		University of Minnesota-Twin Cities	MN	9
		Syracuse University	NY	4
		University of North Carolina at Chapel Hill	NC	7
		University of Oklahoma	OK	0
		Pennsylvania State University-Main Campus	PA	14
		Temple University	PA	5
		Brown University	RI	1
		University of South Carolina-Columbia	SC	7
		University of Memphis	TN	6
		The University of Tennessee	TN	12
		Texas Tech University	TX	3
		Washington State University	WA	4
		University of Wisconsin-Madison	WI	10
		Sum		19
9.0199	Communication and Media Studies, Other	Stanford University	CA	6
		University of California-San Diego	CA	1
		Howard University	DC	3
		Florida State University	FL	4
		Louisiana State University and Agricultural & Mech	LA	6
		New York University	NY	5
		Teachers College at Columbia University	NY	5
		University of Oregon	OR	3
		Sum		8
9.0401	Journalism	University of Iowa	IA	4
		Southern Illinois University Carbondale	IL	0
		University of Maryland-College Park	MD	5
		Ohio University-Main Campus	OH	7
		The University of Texas at Austin	TX	9
		Sum		5
9.0402	Broadcast Journalism	Howard University	DC	6
		Sum		1

Table 1: Doctoral Programs Reporting to IPEDS for 2008-2009.

CIP CODE	CIP Names	Institution Name	State	Degrees Granted
9.0701	Radio and Television	Northwestern	IL	0
		Ohio University-Main Campus	OH	5
		The University of Texas at Austin	TX	10
		Sum	3	15
9.0702	Digital Communication and Media/Multimedia	Georgia Institute of Technology-Main Campus	GA	1
		Northwestern University	IL	1
		Massachusetts Institute of Technology	MA	5
		Sum	3	7
9.0901	Organizational Communication, General	Ohio University-Main Campus	OH	5
		Sum	1	5
9.0903	Advertising	The University of Texas at Austin	TX	7
		Sum	1	7
9.0905	Health Communication	Ohio University-Main Campus	OH	3
		Sum	1	3
9.9999	Communication, Journalism, and Related Programs, Other	Howard University	DC	0
		University of Hawaii at Manoa	HI	6
		Illinois Institute of Technology	IL	1
		Michigan Technological University	MI	5
		University of Minnesota--Twin Cities	MN	0
		Clemson University	SC	1
		West Virginia University	WV	1
Sum	7	14		
10.0105	Communication Technology/Technician	New York University	NY	2
		Sum	1	2

Table 1: Doctoral Programs Reporting to IPEDS for 2008-2009.

CIP CODE	CIP Names	Institution Name	State	Degrees Granted
10.0202	Radio and Television Broadcasting Technology/Techician	New York University	NY	0
		Sum	1	0
23.1001	Speech and Rhetorical Studies	University of California-Berkeley	CA	5
		Catholic University of America	DC	0
		University of South Florida-Main Campus	FL	7
		University of Georgia	GA	2
		University of Illinois at Urbana-Champaign	IL	7
		Southern Illinois University Carbondale	IL	7
		Iowa State University	IA	3
		University of Kansas	KS	7
		Louisiana State University and Agricultural & Mech	LA	8
		Michigan State University	MI	8
		University of Minnesota-Twin Cities	MN	4
		University of New Mexico-Main Campus	NM	1
		Teachers College at Columbia University	NY	0
		Carnegie Mellon University	PA	3
		Duquesne University	PA	9
		University of Pittsburgh-Pittsburgh Campus	PA	4
		Texas A & M University	TX	10
		The University of Texas at Austin	TX	11
		The University of Texas at El Paso	TX	1
		Texas Woman's University	TX	4
	Sum	20	101	
	TOTAL	114	636	

Table 2. Comparison of Programs and Degrees Granted in 2004-2005, 2005-2006, 2006-2007, 2007-2008 and 2008-2009.

	2004-2005				2005-2006			
	Programs		Degrees Granted		Programs		Degrees Granted	
	N	%	N	%	N	%	N	%
Communication Studies/Speech Communication and Rhetoric	42	38.5%	283	51.3%	46	41.1%	287	50.1%
Mass Communication/Media Studies	15	13.8%	97	17.6%	17	15.2%	89	15.5%
Communication and Media Studies, Other	6	5.5%	14	2.5%	6	5.4%	18	3.1%
Journalism	6	5.5%	17	3.1%	6	5.4%	12	2.1%
Broadcast Journalism	1	0.9%	10	1.8%	1	0.9%	0	0.0%
Journalism, Other	1	0.9%	0	0.0%	0	0.0%	0	0.0%
Radio and Television	4	3.7%	12	2.2%	4	3.6%	16	2.8%
Digital Communication and Media/Multimedia	3	2.8%	16	2.9%	3	2.7%	20	3.5%
Organizational Communication, General	1	0.9%	2	0.4%	0	0.0%	0	0.0%
Advertising	3	2.8%	8	1.4%	1	0.9%	1	0.2%
Health Communication	0	0.0%	0	0.0%	0	0.0%	0	0.0%
Communication, Journalism, and Related Programs, Other	5	4.6%	6	1.1%	6	5.4%	18	3.1%
Radio and Television Broadcasting Technology/Technician	1	0.9%	3	0.5%	1	0.9%	3	0.5%
Communication Technology/Technician	0	0.0%	0	0.0%	0	0.0%	0	0.0%
Radio and Television Broadcasting Technology/Technician	0	0.0%	0	0.0%	0	0.0%	0	0.0%
Speech and Rhetorical Studies	21	19.3%	84	15.2%	21	18.8%	109	19.0%
TOTAL	109	100.0%	552	100.0%	112	100.0%	573	100.0%

Table 2. Comparison of Programs and Degrees Granted in 2004-2005, 2005-2006, 2006-2007, 2007-2008 and 2008-2009.

	2006-2007				2007-2008			
	Programs		Degrees Granted		Programs		Degrees Granted	
	N	%	N	%	N	%	N	%
Communication Studies/Speech Communication and Rhetoric	47	39.2%	277	48.4%	45	37.5%	289	50.5%
Mass Communication/Media Studies	18	15.0%	92	16.1%	16	13.3%	79	13.8%
Communication and Media Studies, Other	7	5.8%	26	4.5%	6	5.0%	25	4.4%
Journalism	6	5.0%	8	1.4%	6	5.0%	18	3.1%
Broadcast Journalism	1	0.8%	11	1.9%	1	0.8%	9	1.6%
Journalism, Other	0	0.0%	0	0.0%	0	0.0%	0	0.0%
Radio and Television	4	3.3%	17	3.0%	4	3.3%	17	3.0%
Digital Communication and Media/Multimedia	3	2.5%	11	1.9%	3	2.5%	16	2.8%
Organizational Communication, General	1	0.8%	3	0.5%	1	0.8%	3	0.5%
Advertising	1	0.8%	7	1.2%	1	0.8%	9	1.6%
Health Communication	1	0.8%	1	0.2%	1	0.8%	1	0.2%
Communication, Journalism, and Related Programs, Other	7	5.8%	26	4.5%	7	5.8%	23	4.0%
Radio and Television Broadcasting Technology/Technician	1	0.8%	1	0.2%	1	0.8%	7	1.2%
Communication Technology/Technician	0	0.0%	0	0.0%	0	0.0%	0	0.0%
Radio and Television Broadcasting Technology/Technician	0	0.0%	0	0.0%	0	0.0%	0	0.0%
Speech and Rhetorical Studies	23	19.2%	92	16.1%	23	19.2%	94	16.4%
TOTAL	120	100.0%	572	100.0%	115	100.0%	590	100.0%

Table 2. Comparison of Programs and Degrees Granted in 2004-2005, 2005-2006, 2006-2007, 2007-2008 and 2008-2009.

	2008-2009			
	Programs		Degrees Granted	
	N	%	N	%
Communication Studies/Speech Communication and Rhetoric	43	37.7%	281	44.2%
Mass Communication/Media Studies	19	16.7%	137	21.5%
Communication and Media Studies, Other	8	7.0%	33	5.2%
Journalism	5	4.4%	25	3.9%
Broadcast Journalism	1	0.9%	6	0.9%
Journalism, Other	0	0.0%	0	0.0%
Radio and Television	3	2.6%	15	2.4%
Digital Communication and Media/Multimedia	3	2.6%	7	1.1%
Organizational Communication, General	1	0.9%	5	0.8%
Advertising	1	0.9%	7	1.1%
Health Communication	1	0.9%	3	0.5%
Communication, Journalism, and Related Programs, Other	7	6.1%	14	2.2%
Radio and Television Broadcasting Technology/Technician	0	0.0%	0	0.0%
Communication Technology/Technician	1	0.9%	2	0.3%
Radio and Television Broadcasting Technology/Technician	1	0.9%	0	0.0%
Speech and Rhetorical Studies	20	17.5%	101	15.9%
TOTAL	114	100.0%	636	100.0%

Table 3. Doctoral Programs Reported in Various Sources.

State	University	Program	2009 IPEDS (CIP Code)	2009 Enrollment Survey	2009 NCA	2008 IPEDS (CIP Code)	2008 Enrollment Survey	2008 NCA
AL	UNIVERSITY OF ALABAMA	Communication & Information Sciences	09.0102	X	X	09.0102	X	X
AZ	ARIZONA STATE UNIVERSITY	Communication	09.0101		X	09.0101		X
AZ	UNIVERSITY OF ARIZONA	Communication	09.0101		X	09.0101		X
CA	SAN DIEGO STATE UNIVERSITY	Communication						X
CA	STANFORD UNIVERSITY	Communication	09.0199	X	X	09.0199	X	
CA	UNIVERSITY OF CALIFORNIA - BERKELEY	Rhetoric	23.1001		X	23.1001		X
CA	UNIVERSITY OF CALIFORNIA - SAN DIEGO	Communication	09.0101 09.0199		X	09.0101		X
CA	UNIVERSITY OF CALIFORNIA - SANTA BARBARA	Communication	09.0101		X	09.0101		
CA	UNIVERSITY OF SOUTHERN CALIFORNIA	Communication	09.0101		X	09.0101	X	
CO	COLORADO STATE UNIVERSITY	Journaliam amd Technical Communication		X			X	
CO	UNIVERSITY OF COLORADO - BOULDER	Journalism and Mass Comm	09.0101	X	X	09.0101	X	X
		Communication			X			
CO	UNIVERSITY OF DENVER	Human Communication Studies	09.0101		X	09.0101		
CT	UNIVERSITY OF CONNECTICUT	Communication			X			X
DC	AMERICAN UNIVERSITY	Communication			X			
DC	CATHOLIC UNIVERSITY OF AMERICA	English Department	23.1001			23.1001		
DC	HOWARD UNIVERSITY	Communication and Culture	09.0101 09.9999	X	X	09.0101 09.9999	X	X
		Mass Communication	09.0199 09.0402		X	09.0199 09.0402		
FL	FLORIDA STATE UNIVERSITY	Communication	09.0199		X	09.0199		X
FL	UNIVERSITY OF FLORIDA	Journalism and Mass Comm	09.0102	X	X	09.0102	X	X
FL	UNIVERSITY OF MIAMI	Communication	09.0101	X	X		X	
FL	UNIVERSITY OF SOUTH FLORIDA	Communication	23.1001		X	23.1001		X
GA	GEORGIA INSTITUTE OF TECHNOLOGY	School of Literature, Communication & Culture	09.0702					X
GA	GEORGIA STATE UNIVERSITY	Communication Studies	09.0101	X	X	09.0101	X	X
GA	UNIVERSITY OF GEORGIA	Journalism and Mass Communication	09.0102	X	X	09.0102	X	X
		Speech Communication	23.1001		X	23.1001		
HI	UNIVERSITY OF HAWAII - MANOA	Communication Sciences	09.9999		X	09.9999		X

Table 3. Doctoral Programs Reported in Various Sources.

State	University	Program	2009 IPEDS (CIP Code)	2009 Enrollment Survey	2009 NCA	2008 IPEDS (CIP Code)	2008 Enrollment Survey	2008 NCA
IL	ILLINOIS INSTITUTE OF TECHNOLOGY	Technical Communication	09.9999			09.9999		
IL	NORTHWESTERN UNIVERSITY	Radio, Television and Film	09.0701			09.0701		X
		Communication Studies	09.0101		X	09.0101		
		Media, Technology, and Society	09.0702		X	09.0702		
		Performance Studies			X			
IL	SOUTHERN ILLINOIS UNIVERSITY- CARBONDALE	Mass Comm and Media Arts	09.0102 09.0401		X	09.0102 09.0401		X
		Speech Communication	23.1001	X	X	23.1001		
IL	UNIVERSITY OF ILLINOIS - CHICAGO	Communication			X		X	
IL	UNIVERSITY OF ILLINOIS - URBANA-CHAMPAIGN	Communications	09.0101	X	X	09.0101	X	X
		Speech Communication	23.1001		X	23.1001		
IN	INDIANA STATE UNIVERSITY	Communications						
IN	INDIANA UNIVERSITY- BLOOMINGTON	Telecommunications	09.0101		X	09.0101		
		Journalism	09.0102	X	X	09.0102	X	
		Communication and Culture			X	23.1001		
IN	PURDUE UNIVERSITY	Communication	09.0101	X	X	09.0101	X	
IA	IOWA STATE UNIVERSITY	Rhetoric and Professional Comm	23.1001			23.1001		
IA	UNIVERSITY OF IOWA	Journalism and Mass Comm	09.0401	X	X	09.0401	X	X
		Communication Studies	09.0101		X	09.0101		
KS	UNIVERSITY OF KANSAS	Communication Studies	23.1001		X	23.1001		
KY	UNIVERSITY OF KENTUCKY	Communication and Information Studies	09.0101		X	09.0101		X
LA	LOUISIANA STATE UNIVERSITY	Mass Communication	09.0199	X	X	09.0199	X	X
		Speech Communication	23.1001		X	23.1001		
MA	MASSACHUSETTS INST. OF TECHNOLOGY	Media Arts and Sciences	09.0702		X	09.0702		
MA	UNIVERSITY OF MASSACHUSETTS-AMHERST	Communication	09.0101		X	09.0101		X
MD	UNIVERSITY OF MARYLAND-COLLEGE PARK	Journalism	09.0401	X	X	09.0401	X	X
		Communication	09.0101	X	X	09.0101		
MI	MICHIGAN STATE UNIVERSITY	Mass Media	09.0102	X	X	09.0102	X	X
		Communication	09.0101		X	09.0101		
			23.1001			23.1001		

Table 3. Doctoral Programs Reported in Various Sources.

State	University	Program	2009 IPEDS (CIP Code)	2009 Enrollment Survey	2009 NCA	2008 IPEDS (CIP Code)	2008 Enrollment Survey	2008 NCA
MI	MICHIGAN TECHNOLOGICAL UNIVERSITY	Graduate Humanities Program	09.9999		X	09.9999		X
MI	UNIVERSITY OF MICHIGAN-ANN ARBOR	Communication Studies	9.0101	X	X	09.0101	X	
MI	WAYNE STATE UNIVERSITY	Communication	09.0101	X	X	09.0101	X	
MN	UNIVERSITY OF MINNESOTA-TWIN CITIES	Journalism and Mass Comm	09.0102	X	X	09.0102	X	X
		Communication Studies	09.9999		X	09.9999		
		Rhetoric	23.1001		X	23.1001		
MS	TOUGALOO COLLEGE	Mass Communication					X	
MS	UNIVERSITY OF SOUTHERN MISSISSIPPI	Communication	09.0101	X	X	09.0101	X	X
MO	UNIVERSITY OF MISSOURI-COLUMBIA	Journalism	09.0101	X	X	09.0101	X	
		Communication			X			
NC	NORTH CAROLINA STATE UNIVERSITY	Communication, Rhetoric, and Digital Media			X			X
NC	UNIVERSITY OF NORTH CAROLINA - CHAPEL HILL	Communication Studies	09.0101		X	09.0101		X
		Journalism and Mass Comm	09.0102	X	X	09.0102	X	
ND	NORTH DAKOTA STATE UNIV	Communication	09.0101	X	X	09.0101	X	
ND	UNIVERSITY OF NORTH DAKOTA	Communication	09.0101	X	X	09.0101	X	
NE	UNIVERSITY OF NEBRASKA - LINCOLN	Communication	09.0101		X	09.0101		X
NJ	RUTGERS STATE UNIVERSITY OF NJ	Communication, Information, and Library Studies			X			X
NM	UNIVERSITY OF NEW MEXICO	Communication and Journalism	23.1001	X	X	23.1001	X	X
NY	COLUMBIA UNIVERSITY	Communication	09.0101	X	X	09.0101	X	X
			09.0199			09.0199		
			23.1001			23.1001		
NY	CORNELL UNIVERSITY	Communication	09.0101	X	X	09.0101	X	
NY	NEW YORK UNIVERSITY	Media, Culture and Communication	09.0199		X			
		Media Ecology	09.0101			09.0101		
		Graphic Comm Management	10.0105					
10.0202					10.0202			
NY	RENSSELAER POLYTECHNIC INSTITUTE	Communication and Rhetoric	09.0101		X	09.0101		X
NY	SUNY - ALBANY	Communication			X			X
NY	SUNY - BUFFALO	Communication	09.0101		X	09.0101		X
NY	SYRACUSE UNIVERSITY	Mass Communication	09.0102	X	X	09.0102	X	
OH	BOWLING GREEN STATE UNIVERSITY	Communication Studies	09.0101		X	09.0101		X
OH	CLEVELAND STATE UNIVERSITY	Urban Studies and Public Affairs					X	X
OH	KENT STATE UNIVERSITY	Communication Studies	09.0101	X	X	09.0101		

Table 3. Doctoral Programs Reported in Various Sources.

State	University	Program	2009 IPEDS (CIP Code)	2009 Enrollment Survey	2009 NCA	2008 IPEDS (CIP Code)	2008 Enrollment Survey	2008 NCA
OH	OHIO STATE UNIVERSITY	Communication	09.0101	X	X	09.0101	X	X
OH	OHIO UNIVERSITY	Mass Communication (School of Journalism and School of Telecommunications)	09.0401 09.0701 09.0905	X	X	09.0401 09.0701 09.0905	X	X
		School of Communication Studies	09.0101 09.0901		X	09.0101 09.0901		
OK	UNIVERSITY OF OKLAHOMA - NORMAN	Communication	09.0101 9.0102	X	X	09.0101	X	
OR	UNIVERSITY OF OREGON	Journalism and Communication	09.0199	X	X	09.0199	X	
PA	CARNEGIE MELLON UNIVERSITY	Rhetoric	23.1001			23.1001		
PA	DUQUESNE UNIVERSITY	Communication and Rhetorical Studies	23.1001		X	23.1001		X
PA	PENNSYLVANIA STATE UNIVERSITY	Mass Communication	09.0102	X	X	09.0102	X	X
		Comm Arts and Sciences	09.0101		X	09.0101		
PA	TEMPLE UNIVERSITY	Communication Sciences	09.0102		X	09.0102		
PA	UNIVERSITY OF PENNSYLVANIA	Communication	09.0101		X	09.0101		
PA	UNIVERSITY OF PITTSBURGH	Communication	23.1001	X	X	23.1001		
RI	BROWN UNIVERSITY		09.0102					
SC	CLEMSON UNIVERSITY	Communication Studies	09.9999			09.9999		X
SC	UNIVERSITY OF SOUTH CAROLINA - COLUMBIA	Journalism and Mass Comm	09.0102	X	X	09.0102	X	
TN	UNIVERSITY OF MEMPHIS	Communication	09.0102		X	09.0102		
TN	UNIVERSITY OF TENNESSEE	Communications	09.0102		X	09.0101	X	
				X				
TX	TEXAS A & M UNIVERSITY	Speech Communication	23.1001		X	23.1001		X
TX	TEXAS TECHNOLOGICAL UNIVERSITY	Communication Studies	09.0102	X		09.0102	X	
TX	TEXAS WOMANS UNIVERSITY	English, Speech, & Foreign Languages	23.1001			23.1001		

Table 3. Doctoral Programs Reported in Various Sources.

State	University	Program	2009 IPEDS (CIP Code)	2009 Enrollment Survey	2009 NCA	2008 IPEDS (CIP Code)	2008 Enrollment Survey	2008 NCA
TX	UNIVERSITY OF TEXAS-ARLINGTON	English Department						
TX	UNIVERSITY OF TEXAS - AUSTIN	Advertising	09.0903			09.0903		
		Journalism	09.0401	X	X	09.0401	X	
		Media Studies	09.0701		X	09.0701		
		Communication Studies	23.1001		X	23.1001		
TX	UNIVERSITY OF TEXAS - EL PASO	Health Sciences	23.1001			23.1001		
UT	UNIVERSITY OF UTAH	Communication	09.0101	X	X	09.0101	X	X
VA	GEORGE MASON UNIVERSITY	Communication			X			
VA	REGENT UNIVERSITY	Communication	09.0101		X	9.0101		X
VA	VIRGINIA COMMONWEALTH UNIVERSITY	Media, Art, & Text						X
WA	UNIVERSITY OF WASHINGTON - SEATTLE	Communication	09.0101	X	X	09.0101	X	X
WA	WASHINGTON STATE UNIV	Communication	09.0102	X	X	09.0101	X	
WI	MARQUETTE UNIVERSITY	Communication			X		X	
WI	UNIVERSITY OF WISCONSIN - MADISON	Communication Arts	09.0101		X	09.0101		X
		Journalism and Mass Comm	09.0102	X	X	09.0102	X	
		Life Sciences Communication		X			X	
WI	UNIVERSITY OF WISCONSIN-MILWAUKEE	Communication			X			
WV	BETHANY COLLEGE	Communication					X	
WV	WEST VIRGINIA UNIVERSITY	Communication Studies	09.9999			9.9999		X

Table 3. Doctoral Programs Reported in Various Sources.

State	University	Program	2007 IPEDS (CIP Code)	2007 Enrollment Survey	2006 NCA	2006 IPEDS (CIP Code)	2006 Enrollment Survey
AL	UNIVERSITY OF ALABAMA	Communication & Information Sciences	09.0102	X	X	09.0102	X
AZ	ARIZONA STATE UNIVERSITY	Communication	09.0101		X	09.0101	
AZ	UNIVERSITY OF ARIZONA	Communication	09.0101		X	09.0101	
CA	SAN DIEGO STATE UNIVERSITY	Communication					
CA	STANFORD UNIVERSITY	Communication	09.0199	X	X	09.0199	X
CA	UNIVERSITY OF CALIFORNIA - BERKELEY	Rhetoric	23.1001		X	23.1001	
CA	UNIVERSITY OF CALIFORNIA - SAN DIEGO	Communication	09.0101		X	09.0101 09.0199	
CA	UNIVERSITY OF CALIFORNIA - SANTA BARBARA	Communication	09.0101		X	09.0101	
CA	UNIVERSITY OF SOUTHERN CALIFORNIA	Communication	09.0101		X	09.0101	
CO	COLORADO STATE UNIVERSITY	Journaliam amd Technical Communication					
CO	UNIVERSITY OF COLORADO - BOULDER	Journalism and Mass Comm	09.0101	X	X	09.0101	X
		Communication			X		
CO	UNIVERSITY OF DENVER	Human Communication Studies	09.0101		X	09.0101	
CT	UNIVERSITY OF CONNECTICUT	Communication			X		
DC	AMERICAN UNIVERSITY	Communication					
DC	CATHOLIC UNIVERSITY OF AMERICA	English Department	23.1001			23.1001	
DC	HOWARD UNIVERSITY	Communication and Culture	09.0101	X	X	09.0101	X
			09.9999			09.9999	
		Mass Communication	09.0199 09.0402			X	
FL	FLORIDA STATE UNIVERSITY	Communication	09.0199		X	09.0199	
FL	UNIVERSITY OF FLORIDA	Journalism and Mass Comm	09.0102	X	X	09.0102	X
FL	UNIVERSITY OF MIAMI	Communication	09.0101		X	09.0101	X
FL	UNIVERSITY OF SOUTH FLORIDA	Communication	23.1001		X	23.1001	
GA	GEORGIA INSTITUTE OF TECHNOLOGY	School of Literature, Communication & Culture					
GA	GEORGIA STATE UNIVERSITY	Communication Studies	09.0101	X	X	09.0101	X
GA	UNIVERSITY OF GEORGIA	Journalism and Mass Communication	09.0102	X	X	09.0102	X
		Speech Communication	23.1001		X	23.1001	
HI	UNIVERSITY OF HAWAII - MANOA	Communication Sciences	09.9999		X	09.9999	X

Table 3. Doctoral Programs Reported in Various Sources.

State	University	Program	2007 IPEDS (CIP Code)	2007 Enrollment Survey	2006 NCA	2006 IPEDS (CIP Code)	2006 Enrollment Survey
IL	ILLINOIS INSTITUTE OF TECHNOLOGY	Technical Communication	09.9999			09.9999	
IL	NORTHWESTERN UNIVERSITY	Radio, Television and Film	09.0701			09.0701	
		Communication Studies	09.0101		X	09.0101	
		Media, Technology, and Society	09.0702		X	09.0702	
		Performance Studies			X		
IL	SOUTHERN ILLINOIS UNIVERSITY- CARBONDALE	Mass Comm and Media Arts	09.0102 09.0401	X	X	09.0102 09.0401	
		Speech Communication	23.1001	X	X	23.1001	
IL	UNIVERSITY OF ILLINOIS - CHICAGO	Communication		X	X		X
IL	UNIVERSITY OF ILLINOIS - URBANA-CHAMPAIGN	Communications	09.0101	X	X	09.0101	X
		Speech Communication	23.1001		X	23.1001	
IN	INDIANA STATE UNIVERSITY	Communications					
IN	INDIANA UNIVERSITY- BLOOMINGTON	Telecommunications	09.0101 09.0102		X	09.0101 09.0102	
		Journalism		X	X		X
		Communication and Culture			X		
IN	PURDUE UNIVERSITY	Communication	09.0101	X	X	09.0101	X
IA	IOWA STATE UNIVERSITY	Rhetoric and Professional Comm	23.1001			23.1001	
IA	UNIVERSITY OF IOWA	Journalism and Mass Comm	09.0401	X	X	09.0401	X
		Communication Studies	09.0101		X	09.0101	
KS	UNIVERSITY OF KANSAS	Communication Studies	23.1001		X	23.1001	
KY	UNIVERSITY OF KENTUCKY	Communication and Information Studies	09.0101		X	09.0101	
LA	LOUISIANA STATE UNIVERSITY	Mass Communication	09.0199	X	X	09.0199	X
		Speech Communication	23.1001		X	23.1001	
MA	MASSACHUSETTS INST. OF TECHNOLOGY	Media Arts and Sciences	09.0702		X	09.0702	
MA	UNIVERSITY OF MASSACHUSETTS-AMHERST	Communication	09.0101		X	09.0101	
MD	UNIVERSITY OF MARYLAND-COLLEGE PARK	Journalism	09.0401	X	X	09.0401	X
		Communication	09.0101		X	09.0101	
MI	MICHIGAN STATE UNIVERSITY	Mass Media	09.0102	X	X	09.0102	X
		Communication	09.0101		X	09.0101	
			23.1001				

Table 3. Doctoral Programs Reported in Various Sources.

State	University	Program	2007 IPEDS (CIP Code)	2007 Enrollment Survey	2006 NCA	2006 IPEDS (CIP Code)	2006 Enrollment Survey
MI	MICHIGAN TECHNOLOGICAL UNIVERSITY	Graduate Humanities Program	09.9999			09.9999	
MI	UNIVERSITY OF MICHIGAN-ANN ARBOR	Communication Studies	09.0101	X	X	09.0101	X
MI	WAYNE STATE UNIVERSITY	Communication	09.0101	X	X	09.0101	
MN	UNIVERSITY OF MINNESOTA-TWIN CITIES	Journalism and Mass Comm	09.0102	X	X	09.0102	X
		Communication Studies	09.9999		X	09.9999	
		Rhetoric	23.1001		X	23.1001	
MS	TOUGALOO COLLEGE	Mass Communication					
MS	UNIVERSITY OF SOUTHERN MISSISSIPPI	Communication	09.0101	X	X	09.0101	X
MO	UNIVERSITY OF MISSOURI-COLUMBIA	Journalism	09.0101	X	X	09.0101	X
		Communication			X		
NC	NORTH CAROLINA STATE UNIVERSITY	Communication, Rhetoric, and Digital Media					
NC	UNIVERSITY OF NORTH CAROLINA - CHAPEL HILL	Communication Studies	09.0101		X	09.0101	
		Journalism and Mass Comm	09.0102	X	X	09.0102	X
ND	NORTH DAKOTA STATE UNIV	Communication	09.0101	X	X	09.0101	X
ND	UNIVERSITY OF NORTH DAKOTA	Communication	09.0101	X	X		X
NE	UNIVERSITY OF NEBRASKA - LINCOLN	Communication	09.0101		X	09.0101	
NJ	RUTGERS STATE UNIVERSITY OF NJ	Communication, Information, and Library Studies			X		
NM	UNIVERSITY OF NEW MEXICO	Communication and Journalism	23.1001	X	X	23.1001	X
NY	COLUMBIA UNIVERSITY	Communication	09.0101	X	X	09.0101	X
			09.0199			09.0199	
			23.1001			23.1001	
NY	CORNELL UNIVERSITY	Communication	09.0101	X	X	09.0101	X
NY	NEW YORK UNIVERSITY	Media, Culture and Communication					
		Media Ecology	09.0101		X	09.0101	
		Graphic Comm Management	10.0202		X	10.0202	
NY	RENSSELAER POLYTECHNIC INSTITUTE	Communication and Rhetoric	09.0101		X	09.0101	
NY	SUNY - ALBANY	Communication			X		
NY	SUNY - BUFFALO	Communication	09.0101		X	09.0101	
NY	SYRACUSE UNIVERSITY	Mass Communication	09.0102	X	X	09.0102	X
OH	BOWLING GREEN STATE UNIVERSITY	Communication Studies	09.0101		X	09.0101	
OH	CLEVELAND STATE UNIVERSITY	Urban Studies and Public Affairs					
OH	KENT STATE UNIVERSITY	Communication Studies	09.0101		X	09.0101	

Table 3. Doctoral Programs Reported in Various Sources.

State	University	Program	2007 IPEDS (CIP Code)	2007 Enrollment Survey	2006 NCA	2006 IPEDS (CIP Code)	2006 Enrollment Survey
OH	OHIO STATE UNIVERSITY	Communication	09.0101	X	X	09.0101	X
OH	OHIO UNIVERSITY	Mass Communication (School of Journalism and School of Telecommunications)	09.0701 09.0905	X	X	09.0401 09.0701	X
		School of Communication Studies	09.0101 09.0901		X	09.0101	
OK	UNIVERSITY OF OKLAHOMA - NORMAN	Communication	09.0101	X	X	09.0101 09.0102	
OR	UNIVERSITY OF OREGON	Journalism and Communication	09.0199	X	X	09.0199	X
PA	CARNEGIE MELLON UNIVERSITY	Rhetoric	23.1001		X	23.1001	
PA	DUQUESNE UNIVERSITY	Communication and Rhetorical Studies	23.1001		X	23.1001	
PA	PENNSYLVANIA STATE UNIVERSITY	Mass Communication	09.0102	X	X	09.0102	X
		Comm Arts and Sciences	09.0101		X	09.0101	
PA	TEMPLE UNIVERSITY	Communication Sciences	09.0102		X	09.0102	
PA	UNIVERSITY OF PENNSYLVANIA	Communication	09.0101		X	09.0101	
PA	UNIVERSITY OF PITTSBURGH	Communication	23.1001		X	23.1001	
RI	BROWN UNIVERSITY						
SC	CLEMSON UNIVERSITY	Communication Studies	09.9999			09.9999	
SC	UNIVERSITY OF SOUTH CAROLINA - COLUMBIA	Journalism and Mass Comm	09.0102	X	X	09.0102	X
TN	UNIVERSITY OF MEMPHIS	Communication	09.0102		X	09.0102	
TN	UNIVERSITY OF TENNESSEE	Communications	09.0101	X	X	09.0101	X
TX	TEXAS A & M UNIVERSITY	Speech Communication	23.1001		X	23.1001	
TX	TEXAS TECHNOLOGICAL UNIVERSITY	Communication Studies	09.0102	X		09.0102	X
TX	TEXAS WOMANS UNIVERSITY	English, Speech, & Foreign Languages	23.1001			23.1001	

Table 3. Doctoral Programs Reported in Various Sources.

State	University	Program	2007 IPEDS (CIP Code)	2007 Enrollment Survey	2006 NCA	2006 IPEDS (CIP Code)	2006 Enrollment Survey
TX	UNIVERSITY OF TEXAS-ARLINGTON	English Department				23.1001	
TX	UNIVERSITY OF TEXAS - AUSTIN	Advertising	09.0903			09.0903	
		Journalism	09.0401	X	X	09.0401	X
		Media Studies	09.0701		X	09.0701	
		Communication Studies	23.1001		X	23.1001	
TX	UNIVERSITY OF TEXAS - EL PASO	Health Sciences					
UT	UNIVERSITY OF UTAH	Communication	09.0101	X	X	09.0101	X
VA	GEORGE MASON UNIVERSITY	Communication					
VA	REGENT UNIVERSITY	Communication	09.0101		X	09.0101	
VA	VIRGINIA COMMONWEALTH UNIVERSITY	Media, Art, & Text					
WA	UNIVERSITY OF WASHINGTON - SEATTLE	Communication	09.0101	X	X	09.0101	X
WA	WASHINGTON STATE UNIV	Communication		X	X	09.0101	X
WI	MARQUETTE UNIVERSITY	Communication			X		
WI	UNIVERSITY OF WISCONSIN - MADISON	Communication Arts	09.0101		X	09.0101	
		Journalism and Mass Comm	09.0102	X	X	09.0102	X
		Life Sciences Communication		X			X
WI	UNIVERSITY OF WISCONSIN-MILWAUKEE	Communication					
WV	BETHANY COLLEGE	Communication					
WV	WEST VIRGINIA UNIVERSITY	Communication Studies	9.9999				

Table 3. Doctoral Programs Reported in Various Sources.

State	University	Program	2005 NCA	2005 IPEDS (CIP Code)	2005 Enrollment Survey	2004 NCA	2004 IPEDS (CIP Code)	2004 Enrollment Survey
AL	UNIVERSITY OF ALABAMA	Communication & Information Sciences	X	09.0102	X	X	09.0401	X
AZ	ARIZONA STATE UNIVERSITY	Communication	X	09.0101		X	09.0101	
AZ	UNIVERSITY OF ARIZONA	Communication	X	09.0101		X	09.0101	
CA	SAN DIEGO STATE UNIVERSITY	Communication						
CA	STANFORD UNIVERSITY	Communication	X	09.0199	X	X	09.0101	X
CA	UNIVERSITY OF CALIFORNIA - BERKELEY	Rhetoric	X	23.1001		X	23.1001	
CA	UNIVERSITY OF CALIFORNIA - SAN DIEGO	Communication	X	09.0101 09.0199		X	09.0101	
CA	UNIVERSITY OF CALIFORNIA - SANTA BARBARA	Communication	X	09.0101		X	09.0101	
CA	UNIVERSITY OF SOUTHERN CALIFORNIA	Communication	X	09.0101		X	09.0101	
CO	COLORADO STATE UNIVERSITY	Journaliam amd Technical Communication						
CO	UNIVERSITY OF COLORADO - BOULDER	Journalism and Mass Comm	X	09.0101	X	X	09.0101	X
		Communication	X					
CO	UNIVERSITY OF DENVER	Human Communication Studies	X	09.0101		X	09.0101	X
CT	UNIVERSITY OF CONNECTICUT	Communication	X			X		
DC	AMERICAN UNIVERSITY	Communication						
DC	CATHOLIC UNIVERSITY OF AMERICA	English Department		23.1001				
DC	HOWARD UNIVERSITY	Communication and Culture	X	09.0101 09.9999	X	X	09.0101 09.9999	X
		Mass Communication	X	09.0402				
FL	FLORIDA STATE UNIVERSITY	Communication	X	09.0199		X	09.0199	
FL	UNIVERSITY OF FLORIDA	Journalism and Mass Comm	X	09.0102	X	X	09.0102	X
FL	UNIVERSITY OF MIAMI	Communication	X		X	X	09.0101	X
FL	UNIVERSITY OF SOUTH FLORIDA	Communication	X	23.1001		X	23.1001	
GA	GEORGIA INSTITUTE OF TECHNOLOGY	School of Literature, Communication & Culture		09.0702				
GA	GEORGIA STATE UNIVERSITY	Communication Studies	X	09.0101	X	X	09.0101	X
GA	UNIVERSITY OF GEORGIA	Journalism and Mass Communication	X	09.0102	X	X	09.0102	X
		Speech Communication	X	23.1001		X	23.1001	
HI	UNIVERSITY OF HAWAII - MANOA	Communication Sciences	X	09.9999		X	09.9999	

Table 3. Doctoral Programs Reported in Various Sources.

State	University	Program	2005 NCA	2005 IPEDS (CIP Code)	2005 Enrollment Survey	2004 NCA	2004 IPEDS (CIP Code)	2004 Enrollment Survey
IL	ILLINOIS INSTITUTE OF TECHNOLOGY	Technical Communication					09.9999	
IL	NORTHWESTERN UNIVERSITY	Radio, Television and Film		09.0701		X	09.0701	
		Communication Studies	X	09.0101		X	09.0101	
		Media, Technology, and Society	X	09.0702		X	09.0702	
		Performance Studies	X					
IL	SOUTHERN ILLINOIS UNIVERSITY- CARBONDALE	Mass Comm and Media Arts	X	09.0102 09.0401		X	09.0102 09.0401	
		Speech Communication	X	23.1001		X	23.1001	
IL	UNIVERSITY OF ILLINOIS - CHICAGO	Communication						
IL	UNIVERSITY OF ILLINOIS - URBANA-CHAMPAIGN	Communications	X	09.0101	X	X	09.0101	X
		Speech Communication	X	23.1001		X	23.1001	
IN	INDIANA STATE UNIVERSITY	Communications			X			
IN	INDIANA UNIVERSITY- BLOOMINGTON	Telecommunications	X	09.0101		X	09.0101	
		Journalism	X	09.0102	X	X	09.0102	X
		Communication and Culture	X	23.1001		X	23.1001	
IN	PURDUE UNIVERSITY	Communication	X	09.0101	X	X	09.0101	X
IA	IOWA STATE UNIVERSITY	Rhetoric and Professional Comm		23.1001			23.1001	
IA	UNIVERSITY OF IOWA	Journalism and Mass Comm	X	09.0401	X	X	09.0401	X
		Communication Studies	X	09.0101		X	09.0101	
KS	UNIVERSITY OF KANSAS	Communication Studies	X	23.1001		X	23.1001	
KY	UNIVERSITY OF KENTUCKY	Communication and Information Studies	X	09.0101		X	09.0101	X
LA	LOUISIANA STATE UNIVERSITY	Mass Communication	X	09.0199	X	X	09.0199	X
		Speech Communication	X	23.1001		X	23.1001	
MA	MASSACHUSETTS INST. OF TECHNOLOGY	Media Arts and Sciences	X	09.0702		X	09.0702	
MA	UNIVERSITY OF MASSACHUSETTS-AMHERST	Communication	X	09.0101		X	09.0101	
MD	UNIVERSITY OF MARYLAND-COLLEGE PARK	Journalism	X	09.0401	X	X	09.0401	X
		Communication	X	09.0101		X	09.0101	
MI	MICHIGAN STATE UNIVERSITY	Mass Media	X	09.0102	X	X	09.0102	X
		Communication	X	09.0101		X	09.0101	

Table 3. Doctoral Programs Reported in Various Sources.

State	University	Program	2005 NCA	2005 IPEDS (CIP Code)	2005 Enrollment Survey	2004 NCA	2004 IPEDS (CIP Code)	2004 Enrollment Survey
MI	MICHIGAN TECHNOLOGICAL UNIVERSITY	Graduate Humanities Program		09.9999			09.9999	
MI	UNIVERSITY OF MICHIGAN-ANN ARBOR	Communication Studies	X	09.0101	X	X	09.0101	X
MI	WAYNE STATE UNIVERSITY	Communication	X	09.0101		X	09.0101	X
MN	UNIVERSITY OF MINNESOTA-TWIN CITIES	Journalism and Mass Comm	X	09.0102	X	X	09.0102 09.9999	X
		Communication Studies	X	09.9999				
		Rhetoric	X	23.1001		X	23.1001	
MS	TOUGALOO COLLEGE	Mass Communication						
MS	UNIVERSITY OF SOUTHERN MISSISSIPPI	Communication	X	09.0101	X	X	09.0101	X
MO	UNIVERSITY OF MISSOURI-COLUMBIA	Journalism	X	09.0101	X	X	09.0101	X
		Communication	X			X		
NC	NORTH CAROLINA STATE UNIVERSITY	Communication, Rhetoric, and Digital Media						
NC	UNIVERSITY OF NORTH CAROLINA - CHAPEL HILL	Communication Studies	X	09.0101		X	09.0101	
		Journalism and Mass Comm	X	09.0102	X	X	09.0102	X
ND	NORTH DAKOTA STATE UNIV	Communication	X	09.0101	X	X	09.0101	X
ND	UNIVERSITY OF NORTH DAKOTA	Communication	X		X	X		X
NE	UNIVERSITY OF NEBRASKA - LINCOLN	Communication	X	09.0101		X	09.0101	
NJ	RUTGERS STATE UNIVERSITY OF NJ	Communication, Information, and Library Studies	X			X		
NM	UNIVERSITY OF NEW MEXICO	Communication and Journalism	X	23.1001	X	X	23.1001	X
NY	COLUMBIA UNIVERSITY	Communication	X	09.0101 09.0199 23.1001	X	X	09.0199 09.0101 23.1001	X
NY	CORNELL UNIVERSITY	Communication	X	09.0101	X	X	09.0101	X
NY	NEW YORK UNIVERSITY	Media, Culture and Communication						
		Media Ecology	X	09.0101		X	09.0101	
		Graphic Comm Management						
NY	RENSSELAER POLYTECHNIC INSTITUTE	Communication and Rhetoric	X	09.0101		X	09.0101	
NY	SUNY - ALBANY	Communication	X			X		
NY	SUNY - BUFFALO	Communication	X	09.0101		X	09.0101	
NY	SYRACUSE UNIVERSITY	Mass Communication	X	09.0102	X	X	10.0202	X
OH	BOWLING GREEN STATE UNIVERSITY	Communication Studies	X	09.0101		X	09.0101	
OH	CLEVELAND STATE UNIVERSITY	Urban Studies and Public Affairs						
OH	KENT STATE UNIVERSITY	Communication Studies	X	09.0101		X	23.1001	

Table 3. Doctoral Programs Reported in Various Sources.

State	University	Program	2005 NCA	2005 IPEDS (CIP Code)	2005 Enrollment Survey	2004 NCA	2004 IPEDS (CIP Code)	2004 Enrollment Survey
OH	OHIO STATE UNIVERSITY	Communication	X	09.0101	X	X	09.0101	X
OH	OHIO UNIVERSITY	Mass Communication (School of Journalism and School of Telecommunications)	X	09.0401 09.0701	X	X	09.0401 09.0701	X
		School of Communication Studies	X	09.0101 09.0901		X	09.0101 09.0901	
OK	UNIVERSITY OF OKLAHOMA - NORMAN	Communication	X	09.0101		X	09.0101	
OR	UNIVERSITY OF OREGON	Journalism and Communication	X	09.0199	X	X	09.0199	X
PA	CARNEGIE MELLON UNIVERSITY	Rhetoric		23.1001				
PA	DUQUESNE UNIVERSITY	Communication and Rhetorical Studies	X	23.1001		X	23.1001	X
PA	PENNSYLVANIA STATE UNIVERSITY	Mass Communication	X	09.0102	X	X	09.0102	X
		Comm Arts and Sciences	X	09.0101		X	09.0101	
PA	TEMPLE UNIVERSITY	Communication Sciences	X	09.0102	X	X	09.0101 09.0102 23.1001	
PA	UNIVERSITY OF PENNSYLVANIA	Communication	X	09.0101		X	09.0101	
PA	UNIVERSITY OF PITTSBURGH	Communication	X	23.1001		X	23.1001	
RI	BROWN UNIVERSITY							
SC	CLEMSON UNIVERSITY	Communication Studies		09.9999				
SC	UNIVERSITY OF SOUTH CAROLINA - COLUMBIA	Journalism and Mass Comm	X	09.0102	X	X	09.0102	X
TN	UNIVERSITY OF MEMPHIS	Communication	X	09.0102		X		
TN	UNIVERSITY OF TENNESSEE	Communications	X	09.0101 09.0401 09.0499 09.0701 09.0903 23.1001	X	X	09.0101	X
TX	TEXAS A & M UNIVERSITY	Speech Communication	X	23.1001		X	23.1001	
TX	TEXAS TECHNOLOGICAL UNIVERSITY	Communication Studies		09.0102	X			
TX	TEXAS WOMANS UNIVERSITY	English, Speech, & Foreign Languages		23.1001			23.1001	

Table 3. Doctoral Programs Reported in Various Sources.

State	University	Program	2005 NCA	2005 IPEDS (CIP Code)	2005 Enrollment Survey	2004 NCA	2004 IPEDS (CIP Code)	2004 Enrollment Survey
TX	UNIVERSITY OF TEXAS-ARLINGTON	English Department		23.1001			23.1001	
TX	UNIVERSITY OF TEXAS - AUSTIN	Advertising		09.0903		X	09.0903	
		Journalism	X	09.0401	X	X	09.0401	X
		Media Studies	X	09.0701		X	09.0701	
		Communication Studies	X	23.1001		X	23.1001	
TX	UNIVERSITY OF TEXAS - EL PASO	Health Sciences						
UT	UNIVERSITY OF UTAH	Communication	X	09.0101	X	X	09.0101	X
VA	GEORGE MASON UNIVERSITY	Communication						
VA	REGENT UNIVERSITY	Communication	X	09.0101	X	X	09.0101	X
VA	VIRGINIA COMMONWEALTH UNIVERSITY	Media, Art, & Text						
WA	UNIVERSITY OF WASHINGTON - SEATTLE	Communication	X	09.0101	X	X	09.0101	X
WA	WASHINGTON STATE UNIV	Communication	X		X	X		X
WI	MARQUETTE UNIVERSITY	Communication	X	09.0903		X	09.0903	
WI	UNIVERSITY OF WISCONSIN - MADISON	Communication Arts	X	09.0101		X	09.0101	
		Journalism and Mass Comm	X	09.0102	X	X	09.0102	X
		Life Sciences Communication			X			X
WI	UNIVERSITY OF WISCONSIN-MILWAUKEE	Communication						
WV	BETHANY COLLEGE	Communication						
WV	WEST VIRGINIA UNIVERSITY	Communication Studies						

Table 3. Doctoral Programs Reported in Various Sources.

State	University	Program	2003 NCA	2003 IPEDS (CIP Code)	2003 Enrollment Survey	2002 IPEDS (CIP Code)	2002 Enrollment Survey
AL	UNIVERSITY OF ALABAMA	Communication & Information Sciences	X	09.0401	X	09.0401	X
AZ	ARIZONA STATE UNIVERSITY	Communication	X	09.0101		09.0101	
AZ	UNIVERSITY OF ARIZONA	Communication	X	09.0101		09.0101	
CA	SAN DIEGO STATE UNIVERSITY	Communication					
CA	STANFORD UNIVERSITY	Communication	X	09.0101	X	09.0101	X
CA	UNIVERSITY OF CALIFORNIA - BERKELEY	Rhetoric	X	23.1001		23.1001	
CA	UNIVERSITY OF CALIFORNIA - SAN DIEGO	Communication	X	09.0101		09.0101	
CA	UNIVERSITY OF CALIFORNIA - SANTA BARBARA	Communication	X	09.0101		09.0101	
CA	UNIVERSITY OF SOUTHERN CALIFORNIA	Communication	X	09.0101		09.0101	
CO	COLORADO STATE UNIVERSITY	Journaliam amd Technical Communication					
CO	UNIVERSITY OF COLORADO - BOULDER	Journalism and Mass Comm	X	09.0101	X	09.0101	X
		Communication	X				
CO	UNIVERSITY OF DENVER	Human Communication Studies	X	09.0101	X	09.0101	X
CT	UNIVERSITY OF CONNECTICUT	Communication	X				
DC	AMERICAN UNIVERSITY	Communication					
DC	CATHOLIC UNIVERSITY OF AMERICA	English Department					
DC	HOWARD UNIVERSITY	Communication and Culture	X	09.0101 09.9999	X	09.0101 09.9999	X
		Mass Communication					
FL	FLORIDA STATE UNIVERSITY	Communication	X	09.0199		09.0101	
FL	UNIVERSITY OF FLORIDA	Journalism and Mass Comm	X	09.0102	X	09.0101	X
FL	UNIVERSITY OF MIAMI	Communication	X		X		X
FL	UNIVERSITY OF SOUTH FLORIDA	Communication	X	23.1001		23.1001	
GA	GEORGIA INSTITUTE OF TECHNOLOGY	School of Literature, Communication & Culture					
GA	GEORGIA STATE UNIVERSITY	Communication Studies	X		X		X
GA	UNIVERSITY OF GEORGIA	Journalism and Mass Communication	X	09.0102	X	09.0403	X
		Speech Communication	X	23.1001		23.1001	
HI	UNIVERSITY OF HAWAII - MANOA	Communication Sciences	X	09.9999	X	09.9999	

Table 3. Doctoral Programs Reported in Various Sources.

State	University	Program	2003 NCA	2003 IPEDS (CIP Code)	2003 Enrollment Survey	2002 IPEDS (CIP Code)	2002 Enrollment Survey
IL	ILLINOIS INSTITUTE OF TECHNOLOGY	Technical Communication					
IL	NORTHWESTERN UNIVERSITY	Radio, Television and Film	X	09.0701		09.0701	
		Communication Studies	X			23.1001	
		Media, Technology, and Society	X	09.0101		09.0101	
		Performance Studies					
IL	SOUTHERN ILLINOIS UNIVERSITY- CARBONDALE	Mass Comm and Media Arts	X	09.0102 09.0401	X	09.0401 09.0403	X
		Speech Communication	X	23.1001		23.1001	
IL	UNIVERSITY OF ILLINOIS - CHICAGO	Communication					
IL	UNIVERSITY OF ILLINOIS - URBANA-CHAMPAIGN	Communications	X	09.0101	X	09.0101	X
		Speech Communication	X	23.1001		23.1001	
IN	INDIANA STATE UNIVERSITY	Communications					
IN	INDIANA UNIVERSITY- BLOOMINGTON	Telecommunications	X	09.0101		09.0101	
		Journalism	X	09.0102	X	09.0403	X
		Communication and Culture	X	23.1001		23.1001	
IN	PURDUE UNIVERSITY	Communication	X	09.0101	X	09.0101	X
IA	IOWA STATE UNIVERSITY	Rhetoric and Professional Comm		23.1001			
IA	UNIVERSITY OF IOWA	Journalism and Mass Comm	X	09.0401	X	09.0101	X
		Communication Studies	X	09.0101			
KS	UNIVERSITY OF KANSAS	Communication Studies	X	23.1001		23.1001	
KY	UNIVERSITY OF KENTUCKY	Communication and Information Studies	X	09.0101		09.0101	
LA	LOUISIANA STATE UNIVERSITY	Mass Communication	X	09.0499	X	09.0499	X
		Speech Communication		23.1001		23.1001	
MA	MASSACHUSETTS INST. OF TECHNOLOGY	Media Arts and Sciences		09.0702		09.9999	
MA	UNIVERSITY OF MASSACHUSETTS-AMHERST	Communication	X	09.0101		09.0101	
MD	UNIVERSITY OF MARYLAND-COLLEGE PARK	Journalism	X	09.0401	X	09.0401 09.0401	X
		Communication	X	09.0101		09.0101	
MI	MICHIGAN STATE UNIVERSITY	Mass Media	X	09.0102	X	09.9999	X
		Communication		09.0101		09.0101	

Table 3. Doctoral Programs Reported in Various Sources.

State	University	Program	2003 NCA	2003 IPEDS (CIP Code)	2003 Enrollment Survey	2002 IPEDS (CIP Code)	2002 Enrollment Survey
MI	MICHIGAN TECHNOLOGICAL UNIVERSITY	Graduate Humanities Program		09.9999		09.9999	
MI	UNIVERSITY OF MICHIGAN-ANN ARBOR	Communication Studies	X	09.0101	X	09.0101	X
MI	WAYNE STATE UNIVERSITY	Communication	X	09.0101	X	09.0101	X
MN	UNIVERSITY OF MINNESOTA-TWIN CITIES	Journalism and Mass Comm	X	09.0102 09.9999	X	09.0403 09.9999	X
		Communication Studies					
		Rhetoric	X	23.1001		23.1001	
MS	TOUGALOO COLLEGE	Mass Communication					
MS	UNIVERSITY OF SOUTHERN MISSISSIPPI	Communication	X	09.0101	X	09.0101	X
MO	UNIVERSITY OF MISSOURI-COLUMBIA	Journalism	X	09.0101	X	09.0101	X
		Communication	X				
NC	NORTH CAROLINA STATE UNIVERSITY	Communication, Rhetoric, and Digital Media					
NC	UNIVERSITY OF NORTH CAROLINA - CHAPEL HILL	Communication Studies	X	09.0101	X	09.0101	
		Journalism and Mass Comm	X	09.0102		09.0403	X
ND	NORTH DAKOTA STATE UNIV	Communication	X		X		X
ND	UNIVERSITY OF NORTH DAKOTA	Communication	X		X	09.0101	X
NE	UNIVERSITY OF NEBRASKA - LINCOLN	Communication	X	09.0101		09.0101	
NJ	RUTGERS STATE UNIVERSITY OF NJ	Communication, Information, and Library Studies	X				
NM	UNIVERSITY OF NEW MEXICO	Communication and Journalism	X	23.1001	X	23.1001	
NY	COLUMBIA UNIVERSITY	Communication	X	09.0199 23.1001	X	23.1001	X
NY	CORNELL UNIVERSITY	Communication	X	09.0101	X	09.0101	X
NY	NEW YORK UNIVERSITY	Media, Culture and Communication					
		Media Ecology		09.0101		09.0101	
		Graphic Comm Management		10.0202		10.0104	
NY	RENSSELAER POLYTECHNIC INSTITUTE	Communication and Rhetoric	X	09.0101		09.0101	
NY	SUNY - ALBANY	Communication	X				
NY	SUNY - BUFFALO	Communication	X	09.0101		09.0101	
NY	SYRACUSE UNIVERSITY	Mass Communication	X	10.0202	X	10.0104	X
OH	BOWLING GREEN STATE UNIVERSITY	Communication Studies	X	09.0101		09.0101 09.0403	
OH	CLEVELAND STATE UNIVERSITY	Urban Studies and Public Affairs					
OH	KENT STATE UNIVERSITY	Communication Studies	X	23.1001		23.1001	

Table 3. Doctoral Programs Reported in Various Sources.

State	University	Program	2003 NCA	2003 IPEDS (CIP Code)	2003 Enrollment Survey	2002 IPEDS (CIP Code)	2002 Enrollment Survey
OH	OHIO STATE UNIVERSITY	Communication	X	09.0101	X	09.0101	X
OH	OHIO UNIVERSITY	Mass Communication (School of Journalism and School of Telecommunications)	X	09.0401	X	09.0401	X
		School of Communication Studies	X	23.1001		23.1001	
OK	UNIVERSITY OF OKLAHOMA - NORMAN	Communication	X	09.0101		09.0101	
OR	UNIVERSITY OF OREGON	Journalism and Communication	X	09.0199	X	09.0499	X
PA	CARNEGIE MELLON UNIVERSITY	Rhetoric					
PA	DUQUESNE UNIVERSITY	Communication and Rhetorical Studies	X	23.1001	X	23.1001	X
PA	PENNSYLVANIA STATE UNIVERSITY	Mass Communication	X	09.0101	X	09.0101	X
		Comm Arts and Sciences	X	23.1001		23.1001	
PA	TEMPLE UNIVERSITY	Communication Sciences	X	09.0101 23.1001		09.0101 23.1001	
PA	UNIVERSITY OF PENNSYLVANIA	Communication	X	09.0101		09.0101	
PA	UNIVERSITY OF PITTSBURGH	Communication	X	23.1001		23.1001	
RI	BROWN UNIVERSITY						
SC	CLEMSON UNIVERSITY	Communication Studies					
SC	UNIVERSITY OF SOUTH CAROLINA - COLUMBIA	Journalism and Mass Comm	X	09.0102	X	09.0401	X
TN	UNIVERSITY OF MEMPHIS	Communication	X	09.0102		09.0403	
TN	UNIVERSITY OF TENNESSEE	Communications	X	09.0101	X	09.0101	X
TX	TEXAS A & M UNIVERSITY	Speech Communication	X	23.1001		23.1001	
TX	TEXAS TECHNOLOGICAL UNIVERSITY	Communication Studies					
TX	TEXAS WOMANS UNIVERSITY	English, Speech, & Foreign Languages		23.1001		23.1001	

Table 3. Doctoral Programs Reported in Various Sources.

State	University	Program	2003 NCA	2003 IPEDS (CIP Code)	2003 Enrollment Survey	2002 IPEDS (CIP Code)	2002 Enrollment Survey
TX	UNIVERSITY OF TEXAS-ARLINGTON	English Department		23.1001			
TX	UNIVERSITY OF TEXAS - AUSTIN	Advertising	X	09.0903		09.0201	
		Journalism	X	09.0401	X	09.0401	X
		Media Studies	X	09.0701		09.0701	
		Communication Studies	X	23.1001		23.1001	
TX	UNIVERSITY OF TEXAS - EL PASO	Health Sciences					
UT	UNIVERSITY OF UTAH	Communication	X	09.0101	X	09.0101	X
VA	GEORGE MASON UNIVERSITY	Communication					
VA	REGENT UNIVERSITY	Communication	X	09.0101		09.0101 09.0403	
VA	VIRGINIA COMMONWEALTH UNIVERSITY	Media, Art, & Text					
WA	UNIVERSITY OF WASHINGTON - SEATTLE	Communication	X	09.0101 23.1001	X	09.0101 23.1001	X
WA	WASHINGTON STATE UNIV	Communication	X		X		X
WI	MARQUETTE UNIVERSITY	Communication		09.0903		09.0201	
WI	UNIVERSITY OF WISCONSIN - MADISON	Communication Arts		09.0101		09.0101	
		Journalism and Mass Comm	X	09.0102	X	09.0403	X
		Life Sciences Communication	X		X		X
WI	UNIVERSITY OF WISCONSIN-MILWAUKEE	Communication					
WV	BETHANY COLLEGE	Communication					
WV	WEST VIRGINIA UNIVERSITY	Communication Studies					

Table 3. Doctoral Programs Reported in Various Sources.

State	University	Program	2001 IPEDS (CIP Code)	2001-2002 Doctoral Survey
AL	UNIVERSITY OF ALABAMA	Communication & Information Sciences	09.0401	X
AZ	ARIZONA STATE UNIVERSITY	Communication	09.0101	X
AZ	UNIVERSITY OF ARIZONA	Communication	09.0101	
CA	SAN DIEGO STATE UNIVERSITY	Communication		
CA	STANFORD UNIVERSITY	Communication	09.0101	X
CA	UNIVERSITY OF CALIFORNIA - BERKELEY	Rhetoric	23.1001	
CA	UNIVERSITY OF CALIFORNIA - SAN DIEGO	Communication	09.0101	X
CA	UNIVERSITY OF CALIFORNIA - SANTA BARBARA	Communication		X
CA	UNIVERSITY OF SOUTHERN CALIFORNIA	Communication	09.0101	X
CO	COLORADO STATE UNIVERSITY	Journalism and Technical Communication		
CO	UNIVERSITY OF COLORADO - BOULDER	Journalism and Mass Comm	09.0101	X
		Communication		X
CO	UNIVERSITY OF DENVER	Human Communication Studies	09.0101	X
CT	UNIVERSITY OF CONNECTICUT	Communication		X
DC	AMERICAN UNIVERSITY	Communication		
DC	CATHOLIC UNIVERSITY OF AMERICA	English Department		
DC	HOWARD UNIVERSITY	Communication and Culture	09.0101 09.9999	X
		Mass Communication		
FL	FLORIDA STATE UNIVERSITY	Communication	09.0101	X
FL	UNIVERSITY OF FLORIDA	Journalism and Mass Comm	09.0101	X
FL	UNIVERSITY OF MIAMI	Communication		X
FL	UNIVERSITY OF SOUTH FLORIDA	Communication	23.1001	X
GA	GEORGIA INSTITUTE OF TECHNOLOGY	School of Literature, Communication & Culture		
GA	GEORGIA STATE UNIVERSITY	Communication Studies		X
GA	UNIVERSITY OF GEORGIA	Journalism and Mass Communication	09.0403	X
		Speech Communication	23.1001	X
HI	UNIVERSITY OF HAWAII - MANOA	Communication Sciences	09.9999	X

Table 3. Doctoral Programs Reported in Various Sources.

State	University	Program	2001 IPEDS (CIP Code)	2001-2002 Doctoral Survey
IL	ILLINOIS INSTITUTE OF TECHNOLOGY	Technical Communication		
IL	NORTHWESTERN UNIVERSITY	Radio, Television and Film	09.0701	X
		Communication Studies	23.1001	X
		Media, Technology, and Society		
		Performance Studies		
IL	SOUTHERN ILLINOIS UNIVERSITY- CARBONDALE	Mass Comm and Media Arts	09.0401	X
		Speech Communication	23.1001	X
IL	UNIVERSITY OF ILLINOIS - CHICAGO	Communication		
IL	UNIVERSITY OF ILLINOIS - URBANA-CHAMPAIGN	Communications	09.0101	X
		Speech Communication	23.1001	X
IN	INDIANA STATE UNIVERSITY	Communications		
IN	INDIANA UNIVERSITY- BLOOMINGTON	Telecommunications	09.0101	X
		Journalism	09.0403	X
		Communication and Culture	23.1001	X
IN	PURDUE UNIVERSITY	Communication	09.0101	X
IA	IOWA STATE UNIVERSITY	Rhetoric and Professional Comm		
IA	UNIVERSITY OF IOWA	Journalism and Mass Comm	09.0101	X
		Communication Studies		X
KS	UNIVERSITY OF KANSAS	Communication Studies	23.1001	X
KY	UNIVERSITY OF KENTUCKY	Communication and Information Studies	09.0101	X
LA	LOUISIANA STATE UNIVERSITY	Mass Communication	09.0499	X
		Speech Communication	23.1001	X
MA	MASSACHUSETTS INST. OF TECHNOLOGY	Media Arts and Sciences	09.9999	
MA	UNIVERSITY OF MASSACHUSETTS-AMHERST	Communication	09.0101	X
MD	UNIVERSITY OF MARYLAND-COLLEGE PARK	Journalism	09.0701	X
		Communication	09.0101	X
MI	MICHIGAN STATE UNIVERSITY	Mass Media	09.9999	X
		Communication	09.0101	X

Table 3. Doctoral Programs Reported in Various Sources.

State	University	Program	2001 IPEDS (CIP Code)	2001-2002 Doctoral Survey
MI	MICHIGAN TECHNOLOGICAL UNIVERSITY	Graduate Humanities Program	09.9999	
MI	UNIVERSITY OF MICHIGAN-ANN ARBOR	Communication Studies	09.0101	X
MI	WAYNE STATE UNIVERSITY	Communication	09.0101	X
MN	UNIVERSITY OF MINNESOTA-TWIN CITIES	Journalism and Mass Comm	09.0403 09.9999	X
		Communication Studies		
		Rhetoric	23.1001	X
MS	TOUGALOO COLLEGE	Mass Communication		
MS	UNIVERSITY OF SOUTHERN MISSISSIPPI	Communication	09.0101	X
MO	UNIVERSITY OF MISSOURI-COLUMBIA	Journalism	09.0101	X
		Communication		X
NC	NORTH CAROLINA STATE UNIVERSITY	Communication, Rhetoric, and Digital Media		
NC	UNIVERSITY OF NORTH CAROLINA - CHAPEL HILL	Communication Studies	09.0101	X
		Journalism and Mass Comm	09.0403	X
ND	NORTH DAKOTA STATE UNIV	Communication		X
ND	UNIVERSITY OF NORTH DAKOTA	Communication		
NE	UNIVERSITY OF NEBRASKA - LINCOLN	Communication		X
NJ	RUTGERS STATE UNIVERSITY OF NJ	Communication, Information, and Library Studies		X
NM	UNIVERSITY OF NEW MEXICO	Communication and Journalism	23.1001	X
NY	COLUMBIA UNIVERSITY	Communication	23.1001	X
NY	CORNELL UNIVERSITY	Communication	09.0101	X
NY	NEW YORK UNIVERSITY	Media, Culture and Communication	09.0101	X
		Media Ecology		
		Graphic Comm Management		
NY	RENSSELAER POLYTECHNIC INSTITUTE	Communication and Rhetoric	09.0101	
NY	SUNY - ALBANY	Communication		X
NY	SUNY - BUFFALO	Communication	09.0101	X
NY	SYRACUSE UNIVERSITY	Mass Communication	10.0104	X
OH	BOWLING GREEN STATE UNIVERSITY	Communication Studies	09.0101	X
OH	CLEVELAND STATE UNIVERSITY	Urban Studies and Public Affairs		
OH	KENT STATE UNIVERSITY	Communication Studies	23.1001	X

Table 3. Doctoral Programs Reported in Various Sources.

State	University	Program	2001 IPEDS (CIP Code)	2001-2002 Doctoral Survey
OH	OHIO STATE UNIVERSITY	Communication	09.0101	X
OH	OHIO UNIVERSITY	Mass Communication (School of Journalism and School of Telecommunications)	09.0401	X
		School of Communication Studies	23.1001	X
OK	UNIVERSITY OF OKLAHOMA - NORMAN	Communication	09.0101	X
OR	UNIVERSITY OF OREGON	Journalism and Communication	09.0499	X
PA	CARNEGIE MELLON UNIVERSITY	Rhetoric		
PA	DUQUESNE UNIVERSITY	Communication and Rhetorical Studies	23.1001	X
PA	PENNSYLVANIA STATE UNIVERSITY	Mass Communication	09.0101	X
		Comm Arts and Sciences	23.1001	X
PA	TEMPLE UNIVERSITY	Communication Sciences	09.0101	X
PA	UNIVERSITY OF PENNSYLVANIA	Communication	09.0101	X
PA	UNIVERSITY OF PITTSBURGH	Communication	23.1001	X
RI	BROWN UNIVERSITY			
SC	CLEMSON UNIVERSITY	Communication Studies		
SC	UNIVERSITY OF SOUTH CAROLINA - COLUMBIA	Journalism and Mass Comm	09.0401	X
TN	UNIVERSITY OF MEMPHIS	Communication	09.0403	
TN	UNIVERSITY OF TENNESSEE	Communications	09.0101	X
TX	TEXAS A & M UNIVERSITY	Speech Communication		X
TX	TEXAS TECHNOLOGICAL UNIVERSITY	Communication Studies		
TX	TEXAS WOMANS UNIVERSITY	English, Speech, & Foreign Languages	23.1001	

Table 3. Doctoral Programs Reported in Various Sources.

State	University	Program	2001 IPEDS (CIP Code)	2001-2002 Doctoral Survey
TX	UNIVERSITY OF TEXAS-ARLINGTON	English Department	23.1001	
TX	UNIVERSITY OF TEXAS - AUSTIN	Advertising	09.0201	X
		Journalism	09.0401	X
		Media Studies	09.0701	X
		Communication Studies	23.1001	X
TX	UNIVERSITY OF TEXAS - EL PASO	Health Sciences		
UT	UNIVERSITY OF UTAH	Communication	09.0101	X
VA	GEORGE MASON UNIVERSITY	Communication		
VA	REGENT UNIVERSITY	Communication	09.0101	X
VA	VIRGINIA COMMONWEALTH UNIVERSITY	Media, Art, & Text		
WA	UNIVERSITY OF WASHINGTON - SEATTLE	Communication	09.0101 23.1001	X
WA	WASHINGTON STATE UNIV	Communication		
WI	MARQUETTE UNIVERSITY	Communication	09.0201	
WI	UNIVERSITY OF WISCONSIN - MADISON	Communication Arts	09.0101	X
		Journalism and Mass Comm	09.0403	X
		Life Sciences Communication		X
WI	UNIVERSITY OF WISCONSIN-MILWAUKEE	Communication		
WV	BETHANY COLLEGE	Communication		
WV	WEST VIRGINIA UNIVERSITY	Communication Studies		

Table 4. Degrees Granted by Gender and Race/Ethnicity.

	2001 Survey+IPEDS		2000-2001 IPEDS		2001-2002 IPEDS		2002-2003 IPEDS		2003-2004 IPEDS		2004-2005 IPEDS		2005-2006 IPEDS		2006-2007 IPEDS		2007-2008 IPEDS		2008-2009 IPEDS	
	Count	Percent	Count	Percent	Count	Percent	Count	Percent	Count	Percent	Count	Percent	Count	Percent	Count	Percent	Count	Percent	Count	Percent
Gender																				
Male	240	49.5	236	48.9	211	42.1	217	42.4	228	42.9	239	43.3	246	42.9	225	39.3	249	42.2	267	42.0
Female	245	50.5	247	51.1	290	57.9	295	57.6	304	57.1	313	56.7	327	57.1	347	60.7	341	57.8	369	58.0
Total	485	100.0	483	100.0	501	100.0	512	100.0	532	100.0	552	100.0	573	100.0	572	100.0	590	100.0	636	100.0
Race/Ethnicity																				
Black	22	4.5	27	5.6	36	7.2	36	7.0	29	5.5	26	4.7	27	4.7	46	8.0	51	8.6	44	6.9
Hispanic	13	2.7	16	3.3	11	2.2	11	2.1	11	2.1	18	3.3	19	3.3	9	1.6	21	3.6	13	2.0
American Indian	1	0.2	0	0.0	1	0.2	4	0.8	3	0.6	2	0.4	1	0.2	1	0.2	3	0.5	6	0.9
Asian Pacific Islander	17	3.5	15	3.1	17	3.4	13	2.5	21	4.0	17	3.1	20	3.5	21	3.7	17	2.9	19	3.0
White	327	67.4	318	65.8	327	65.3	309	60.4	320	61.2	316	57.2	338	59.0	321	56.1	324	54.9	357	56.1
Unknown	10	2.1	20	4.1	14	2.8	16	3.1	18	3.4	16	2.9	29	5.1	22	3.8	32	5.4	31	4.9
Nonresident Alien	95	19.6	87	18.0	95	19.0	123	24.0	121	23.1	157	28.4	139	24.3	152	26.6	142	24.1	166	26.1
Total	485	100.0	483	100.0	501	100.0	512	100.0	523	100.0	552	100.0	573	100.0	572	100.0	590	100.0	636	100.0
Domestic Students Only: Gender																				
Male	188	48.2	183	46.2	168	41.4	161	41.4	162	40.3	166	42.0	173	39.9	152	36.2	185	41.3	196	41.7
Female	202	51.8	213	53.8	238	58.6	228	58.6	240	59.7	229	58.0	261	60.1	268	63.8	263	58.7	274	58.3
Total	390	100.0	396	100.0	406	100.0	389	100.0	402	100.0	395	100.0	434	100.0	420	100.0	448	100.0	470	100.0
Domestic Students Only: Race/Ethnicity																				
Black	22	5.6	27	6.8	36	8.9	36	9.3	29	7.2	26	6.6	27	6.2	46	11.0	51	11.4	44	9.4
Hispanic	13	3.3	16	4.0	11	2.7	11	2.8	11	2.7	18	4.6	19	4.4	9	2.1	21	4.7	13	2.8
American Indian	1	0.3	0	0.0	1	0.2	4	1.0	3	0.7	2	0.5	1	0.2	1	0.2	3	0.7	6	1.3
Asian Pacific Islander	17	4.4	15	3.8	17	4.2	13	3.3	21	5.2	17	4.3	20	4.6	21	5.0	17	3.8	19	4.0
White	327	83.8	318	80.3	327	80.5	309	79.4	320	79.6	316	80.0	338	77.9	321	76.4	324	72.3	357	76.0
Unknown	10	2.6	20	5.1	14	3.4	16	4.1	18	4.5	16	4.1	29	6.7	22	5.2	32	7.1	31	6.6
Total	390	100.0	396	100.0	406	100.0	389	100.0	402	100.0	395	100.0	434	100.0	420	100.0	448	100.0	470	100.0

Appendix 1. CIP Code Changes in IPEDS.

1990 (14 Categories)		2000 (34 Categories)	
CIP Code	CIP Name	CIP Code	CIP Name
09.0101	Communications, General	09.0101	Communication Studies/Speech Communication and Rhetoric
		09.0102	Mass Communication/Media Studies
		09.0199	Communication and Media Studies, Other (NEW)
09.0201	Advertising		REPORTED UNDER 09.0903
09.0401	Journalism	09.0401	Journalism
09.0402	Broadcast Journalism	09.0402	Broadcast Journalism
09.0403	Mass Communications		REPORTED UNDER 09.0102
		09.0404	Photojournalism (NEW)
09.0499	Journalism and Mass Communication, Other	09.0499	Journalism, Other (NEW)
09.0501	Public Relations & Organizational Comm.		REPORTED UNDER 09.0902
09.0701	Radio and Television Broadcasting	09.0701	Radio and Television
		09.0702	Digital Communication and Media/Multimedia (NEW)
		09.0799	Radio, Television, and Digital Communication, Other (NEW)
		09.0901	Organizational Communication, General (NEW)
		09.0902	Public Relations/Image Management (NEW)
		09.0903	Advertising
		09.0904	Political Communication (NEW)
		09.0905	Health Communication (NEW)
		09.0999	Public Relations, Advertising, and Applied Communication, Other (NEW)
		09.1001	Publishing (NEW)
09.9999	Communications, Other	09.9999	Communication, Journalism, and Related Programs, Other
10.0101	Educational/Instructional Media Tech.		REPORTED UNDER 13.0501
10.0103	Photographic Tech./Technician		REPORTED UNDER 10.0201
10.0104	Radio and Television Broadcasting Tech.		REPORTED UNDER 10.0202
		10.0105	Communications Technology, Technician (NEW)
10.0199	Communications Technol./Technicians, Other		REPORTED UNDER 10.9999
		10.0201	Photographic and Film/Video Technology/Technician
		10.0202	Radio and Television Broadcasting Technology/Technician
		10.0203	Recording Arts Technology/Technician (NEW)
		10.0299	Audiovisual Communications Technologies/Technicians, Other (NEW)
		10.0301	Graphic Communications, General (NEW)
		10.0302	Printing Management (NEW)
		10.0303	Prepress/Desktop Publishing and Digital Imaging Design
		10.0304	Animation, Interactive Technology, Video Graphics and Special Effects (NEW)
		10.0305	Graphic and Printing Equipment Operator, General Production
		10.0306	Platemaker/Imager
		10.0307	Printing Press Operator
		10.0308	Computer Typography and Composition Equipment Operator
		10.0399	Graphic Communications, Other (NEW)
		10.9999	Communications Technologies/Technicians and Support Services, Other (NEW)
23.1001	Speech and Rhetorical Studies	23.1001	Speech and Rhetorical Studies

Appendix 2. Comprehensive List of Doctoral Programs in Communication 2008-2009.

State	University	Program
AL	UNIVERSITY OF ALABAMA	College of Communication and Information Sciences
AZ	ARIZONA STATE UNIVERSITY	Hugh Downs School of Human Communication
AZ	UNIVERSITY OF ARIZONA	Department of Communication
CA	SAN DIEGO STATE UNIVERSITY	School of Communication
CA	STANFORD UNIVERSITY	Department of Communication
CA	UNIV OF CALIFORNIA - BERKELEY	Department of Rhetoric
CA	UNIV OF CALIFORNIA - SAN DIEGO	Department of Communication
CA	UNIV OF CALIFORNIA - SANTA BARBARA	Department of Communication
CA	UNIV OF SOUTHERN CALIFORNIA	Annenber School of Communication
CO	COLORADO STATE UNIVERSITY	Department of Journalism and Technical Communication
CO	UNIV OF COLORADO - BOULDER	School of Journalism and Mass Communication
		Department of Communication
CO	UNIV OF DENVER	Human Communication Studies
CT	UNIV OF CONNECTICUT	Department of Communication Sciences
DC	AMERICAN UNIVERSITY	School of Communication
DC	CATHOLIC UNIVERSITY OF AMERICA	English Department
DC	Howard University	Department of Communication and Culture
		School of Communications
FL	FLORIDA STATE UNIVERSITY	Department of Communication
FL	UNIV OF FLORIDA	College of Journalism and Mass Communications
FL	UNIV OF MIAMI	School of Communication
FL	UNIV OF SOUTH FLORIDA	Department of Communication
GA	GEORGIA INSTITUTE OF TECHNOLOGY	School of Literature, Communication & Culture
GA	GEORGIA STATE UNIV	Department of Communication
GA	UNIV OF GEORGIA	College of Journalism and Mass Communication
		Department of Speech Communication
HI	UNIVERSITY OF HAWAII - MANOA	School of Communication
IL	ILLINOIS INSTITUTE OF TECHNOLOGY	Lewis Department of Humanities
IL	NORTHWESTERN UNIVERSITY	Radio, Television and Film
		Department of Communication Studies
		Media, Technology, and Society
		Department of Performance Studies

Appendix 2. Comprehensive List of Doctoral Programs in Communication 2008-2009.

State	University	Program
IL	SOUTHERN ILLINOIS UNIV- CARBONDALE	College of Mass Communication and Media Arts
		Department of Speech Communication
IL	UNIVERSITY OF ILLINOIS - CHICAGO	Department of Communication
IL	UNIVERSITY OF ILLINOIS - URBANA-CHAMPAIGN	Institute of Communications Research
		Department of Speech Communication
IN	INDIANA STATE UNIVERSITY	Department of Communications
IN	INDIANA UNIVERSITY- BLOOMINGTON	Department of Telecommunications
		School of Journalism
		Department of Communication and Culture
IN	PURDUE UNIVERSITY	Department of Communication
IA	IOWA STATE UNIVERSITY	Department of English
IA	UNIVERSITY OF IOWA	School of Journalism and Mass Communication
		Department of Communication Studies
KS	UNIVERSITY OF KANSAS	Communication Studies Department
KY	UNIVERSITY OF KENTUCKY	Communication and Info. Studies
LA	LOUISIANA STATE UNIVERSITY	Manship School of Mass Communication
		Department of Communication Studies
MA	MASSACHUSETTS INST. OF TECHNOLOGY	Media Arts and Sciences
MA	UNIV OF MASSACHUSETTS-AMHERST	Department of Communication
MD	UNIVERSITY OF MARYLAND-COLLEGE PARK	College of Journalism
		Department of Communication
MI	MICHIGAN STATE UNIVERSITY	Mass Media Program
		Department of Communication
		Department of Humanities
MI	MICHIGAN TECHNOLOGICAL UNIVERSITY	Department of Communication
MI	UNIVERSITY OF MICHIGAN-ANN ARBOR	Department of Communication
MI	WAYNE STATE UNIVERSITY	School of Journalism and Mass Communication
MN	UNIV OF MINNESOTA-TWIN CITIES	School of Communication
		Department of Communication Studies
		Department of Rhetoric
MS	UNIV OF SOUTHERN MISSISSIPPI	Department of Journalism and Mass Communication
MS	TOUGALOO COLLEGE	Division of Mass Communication
MO	UNIVERSITY OF MISSOURI-COLUMBIA	School of Journalism
		Department of Communication Arts and Sciences

Appendix 2. Comprehensive List of Doctoral Programs in Communication 2008-2009.

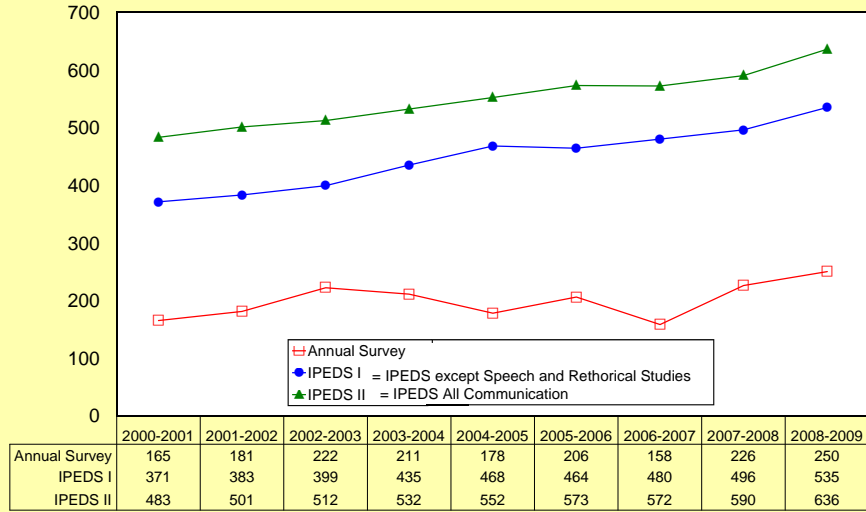
State	University	Program
NC	NORTH CAROLINA STATE UNIVERSITY	Department of Communication
NC	UNIVERSITY OF NORTH CAROLINA - CHAPEL HILL	Department of Communication Studies
		School of Journalism and Mass Communication
ND	NORTH DAKOTA STATE UNIV	Department of Communication
ND	UNIVERSITY OF NORTH DAKOTA	School of Communication
NE	UNIVERSITY OF NEBRASKA - LINCOLN	Department of Communication
NJ	RUTGERS STATE UNIVERSITY OF NJ	School of Communication, Information, and Library Science
NM	UNIVERSITY OF NEW MEXICO	Department of Communication and Journalism
NY	COLUMBIA UNIVERSITY	School of Journalism
NY	CORNELL UNIVERSITY	Department of Communication
NY	NEW YORK UNIVERSITY	Department of Culture and Communication
		Media Ecology
		Department of Culture and Communication Graphic Communications
NY	RENSELAER POLYTECHNIC INSTITUTE	Department of Language, Literature, and Communication
NY	SUNY - BUFFALO	Department of Communication
NY	SYRACUSE UNIVERSITY	S.I. Newhouse School of Public Communications
OH	BOWLING GREEN STATE UNIV	School of Communication Studies
OH	CLEVELAND STATE UNIVERSITY	Department of Urban Studies and Public Affairs
OH	KENT STATE UNIVERSITY	School of Communication Studies
OH	OHIO STATE UNIVERSITY	School of Communication
OH	OHIO UNIVERSITY	Scripps College of Communication
		School of Communication Studies
OK	UNIVERSITY OF OKLAHOMA - NORMAN	Department of Communication
OR	UNIVERSITY OF OREGON	School of Journalism and Communication
PA	CARNEGIE MELLON UNIVERSITY	Rhetoric Program
PA	DUQUESNE UNIVERSITY	Department of Communication and Rhetorical Studies
PA	PENNSYLVANIA STATE UNIVERSITY	College of Communications
		Department of Speech Communication
PA	TEMPLE UNIVERSITY	School of Communications and Theater
PA	UNIVERSITY OF PENNSYLVANIA	Annenberg School for Communication
PA	UNIVERSITY OF PITTSBURGH	Department of Communication
SC	CLEMSON UNIVERSITY	Department of Speech Communication and Studies
SC	UNIV OF SOUTH CAROLINA - COLUMBIA	College of Journalism and Mass Communication

Appendix 2. Comprehensive List of Doctoral Programs in Communication 2008-2009.

State	University	Program
TN	UNIVERSITY OF MEMPHIS	Department of Communication
TN	UNIVERSITY OF TENNESSEE	College of Communications
TX	TEXAS A & M UNIVERSITY	Department of Communication
TX	TEXAS TECHNOLOGICAL UNIVERSITY	Department of Communication Studies
TX	TEXAS WOMANS UNIVERSITY	Department of English, Speech, & Foreign Languages
TX	UNIVERSITY OF TEXAS-ARLINGTON	Department of English
TX	UNIVERSITY OF TEXAS - AUSTIN	Department of Advertising
		Department of Journalism
		Department of Radio, TV, and Film
		Department of Communication Studies
TX	UNIVERSITY OF TEXAS - EL PASO	College of Health Sciences
UT	UNIVERSITY OF UTAH	Department of Communication
VA	GEORGE MASON UNIVERSITY	Department of Communication
VA	REGENT UNIVERSITY	College of Communication and the Arts
VA	VIRGINIA COMMONWEALTH UNIVERSITY	Department of English, School of Arts and Mass Communication
WA	UNIV OF WASHINGTON - SEATTLE	School of Communications
WA	WASHINGTON STATE UNIV	School of Communication
WI	MARQUETTE UNIVERSITY	College of Communication
WI	UNIVERSITY OF WISCONSIN - MILWAUKEE	Department of Communication
WI	UNIVERSITY OF WISCONSIN - MADISON	Department of Communication Arts
		School of Journalism and Mass Communication
		Life Sciences Communication
WV	BETHANY COLLEGE	Communication Department
WV	UNIVERSITY OF WEST VIRGINIA	Department of Communication Studies

1. Doctoral degree granted: 2000-2009

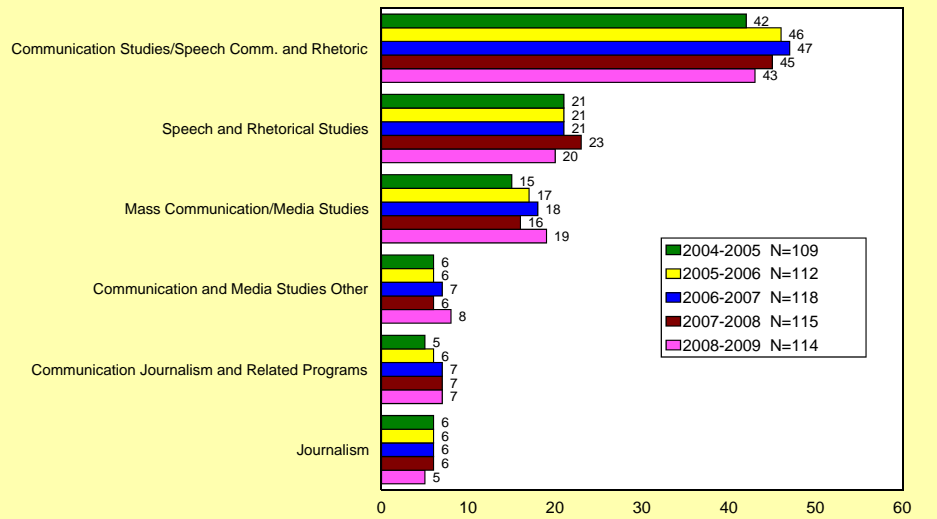
IPEDS and Annual Survey Estimates



Source: Annual Survey of Journalism & Mass Communication Enrollments
 Institute of Education Sciences, National Center for Education Statistics

2. Doctoral programs by IPEDS Classification

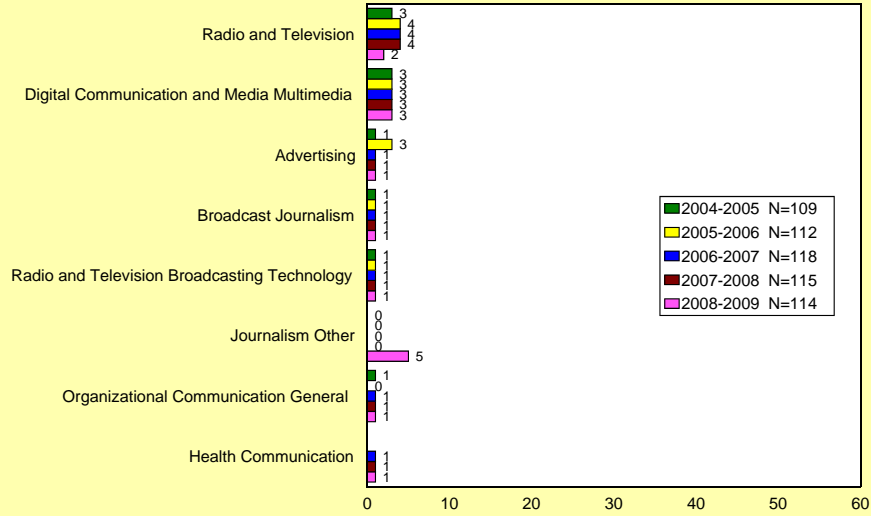
2004-2005, 2005-2006, 2006-2007, 2007-2008 and 2008-2009



Source: Annual Survey of Journalism & Mass Communication Enrollments
 Institute of Education Sciences, National Center for Education Statistics

3. Doctoral programs by IPEDS Classification II

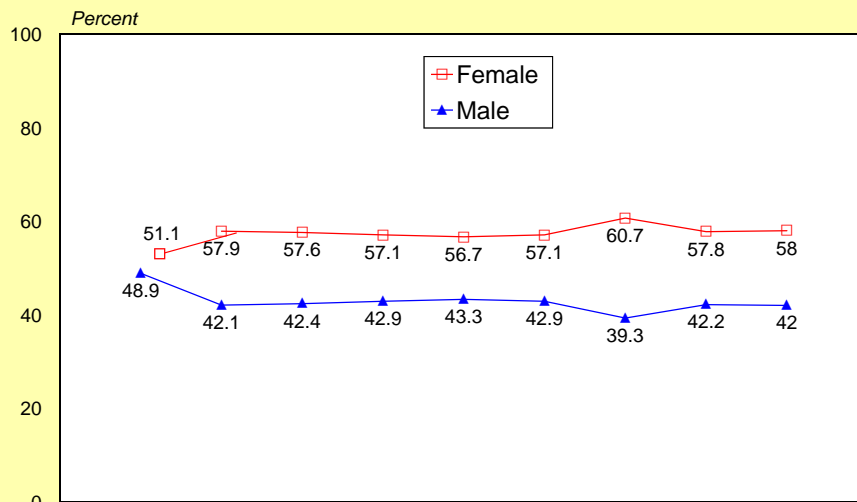
2004-2005, 2005-2006, 2006-2007, 2007-2008 and 2008-2009



Source: Annual Survey of Journalism & Mass Communication Enrollments
Institute of Education Sciences, National Center for Education Statistics

4. Ph.D. and gender

Doctoral degrees granted by gender: 2001-2009

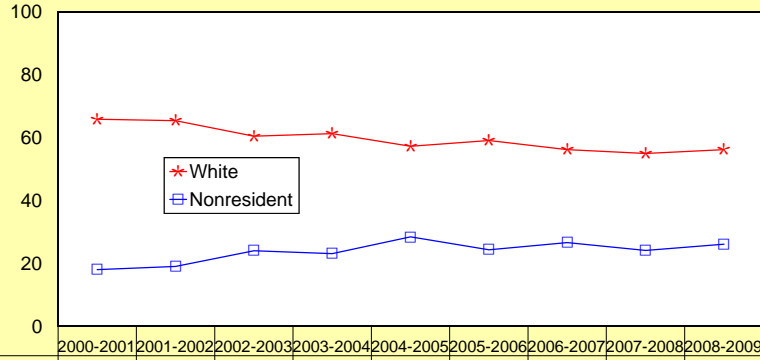


Institute of Education Sciences, National Center for Education Statistics

5. Ph.D. and race/ethnicity

Doctoral degrees granted by race/ethnicity: 2001-2009

Percent



	2000-2001	2001-2002	2002-2003	2003-2004	2004-2005	2005-2006	2006-2007	2007-2008	2008-2009
Black	5.6	7.2	7	5.5	4.7	4.7	8	8.6	6.9
Hispanic	3.3	2.2	2.1	2.1	3.3	3.3	1.6	3.6	2
American Indian	0	0.2	0.8	0.6	0.4	0.2	0.2	0.5	0.9
Asian Pacific Islander	3.1	3.4	2.5	4	3.1	3.5	3.7	2.9	3
White	65.8	65.3	60.4	61.2	57.2	59	56.1	54.9	56.1
Unknown	4.1	2.8	3.1	3.4	2.9	5.1	3.8	5.4	4.9
Nonresident	18	19	24	23.1	28.4	24.3	26.6	24.1	26.1